



9K "H & HJ" Functions—Key Instructions

H Function description

Latch operated by:

- inside lever
- outside key except when blocked by the push button
- emergency key

Key is blocked and visual indicator† is extended by:

- inside push button

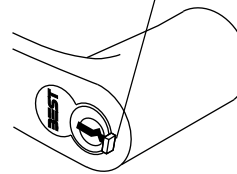
† The visual indicator feature is available on the H function only.

Key block and push button released by:

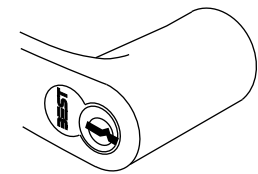
- inside lever
- closing the door

Outside lever is always locked

Visual indicator

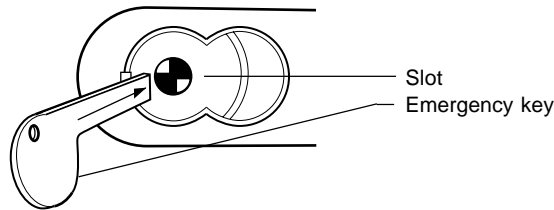


H function



HJ function

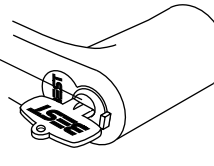
To use the emergency key:



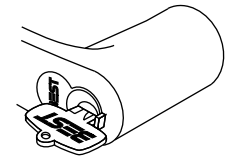
1. Remove the core and throw member.
2. Insert the blade of the emergency key into the slot.
3. Turn the key and retract the latch.

If you cannot remove the operating key:

Key is turned 180°



Incorrect



Correct

1. Push the inside button.
2. Make sure the key is in the correct position.
3. Remove the key.



9K "H & HJ" Functions—Key Instructions

H Function description

Latch operated by:

- inside lever
- outside key except when blocked by the push button
- emergency key

Key is blocked and visual indicator† is extended by:

- inside push button

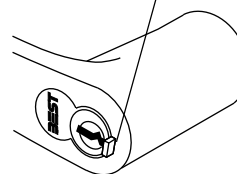
† The visual indicator feature is available on the H function only.

Key block and push button released by:

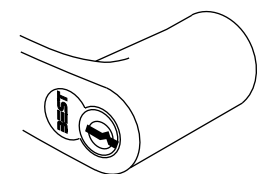
- inside lever
- closing the door

Outside lever is always locked

Visual indicator

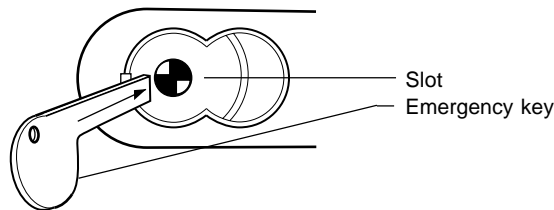


H function



HJ function

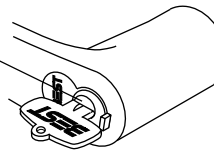
To use the emergency key:



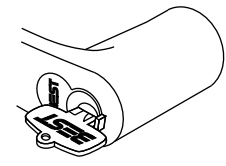
1. Remove the core and throw member.
2. Insert the blade of the emergency key into the slot.
3. Turn the key and retract the latch.

If you cannot remove the operating key:

Key is turned 180°



Incorrect



Correct

1. Push the inside button.
2. Make sure the key is in the correct position.
3. Remove the key.