



PRICE LIST

Effective September 5, 2022

DETEX[®]

NOTES

TABLE OF CONTENTS

| | |
|--|----|
| Finish Cross Reference Chart | 7 |
| Order Conditions | 8 |
| Warranties | 9 |
| Minimum Advertising Policy (MAP) | 9 |
| Standards and Certifications | 10 |

Life Safety and Security Door Hardware **ADVANTEK (Superior Heavy Duty Exit Devices)**

Wide Stile Devices

| | |
|---|----|
| 10 Series Rim Device | 12 |
| 20/21 Series Surface Vertical Rod Device..... | 13 |
| 27 Series High Security Surface Vertical Rod Device | 14 |
| 30 Series Mortise Lock Device | 15 |
| Outside Trims for 10/20/21/30 Series Devices | 16 |
| FSB Levers and Trims | 17 |

Narrow Stile Devices

| | |
|---|----|
| 40 Series Rim Device | 18 |
| 50/51 Series Surface Vertical Rod Device..... | 19 |
| Outside Trims for 40/50/51 Series Devices | 20 |
| FSB Levers and Trims | 21 |

Narrow Stile Concealed Vertical Rod Devices

| | |
|--|----|
| 60/61 Series Concealed Vertical Rod Device (aluminum door)... | 22 |
| 62/63 Series Concealed Vertical Rod Device (hollow metal door) | 23 |
| Outside Trims for 60/61/62/63 Series Devices | 24 |
| FSB Levers and Trims | 25 |

Wide Stile Concealed Vertical Rod Devices

| | |
|--|-----------|
| 70/71 Series Concealed Vertical Rod Device (wood door)..... | 26 |
| 80/81 Series Concealed Vertical Rod Device (hollow metal door) | 27 |
| 82/83 Series Concealed Vertical Rod Device (aluminum door)... | 28 |
| 87 Series High Security Concealed Vertical Rod Device | 29 |
| Outside Trims for 70/71/80/81/82/83 Series Devices | 30 |
| FSB Levers and Trims | 31 |
| 00/01/04/05 Series No Latch Rail/Dummy Rim Device | 32 |
| Advantex How To Order Pages | 34 |
| Advantex Trim Cross Reference Matrix..... | 46 |
| Advantex Exit Device Cross Reference Matrix..... | 49 |
| Advantex Electrified Options Cross Reference Matrix..... | 50 |
| Electrified Options | 51 |
| Advantex Easy Price Reference Chart | 60 |
| Parts & Accessories..... | 64 |

TABLE OF CONTENTS (cont'd.)

VALUESERIES® (Premium Economical Exit Devices)

Wide & Narrow Stile Devices

| | |
|---|-----------|
| Value Series V40 Rim Device..... | 68 |
| Value Series V40xNS Narrow Stile Rim Device | 69 |
| Value Series V50/V51 Surface Vertical Rod Device..... | 70 |
| Value Series V50xNS/V51xNS Narrow Stile Surface Vertical Rod Device..... | 71 |
| Outside Trims for V40/V50/V51 Devices | 72 |
| Value Series How To Order Pages | 74 |
| Value Series Trim Cross Reference Matrix..... | 79 |
| Value Series Exit Device Cross Reference Matrix..... | 80 |
| Value Series Electrified Options Cross Reference Matrix | 81 |
| Electrified Options | 82 |
| Value Series Easy Price Reference Chart | 88 |
| Parts & Accessories | 90 |

Series 800

| | |
|--------------------------------------|----|
| Power Supplies..... | 96 |
| Power Supply Logic Controllers | 98 |
| Power Supply Accessories | 99 |

Mullions

| | |
|-----------------|-----|
| 90 Series | 100 |
|-----------------|-----|

AO19 SERIES® (Low Energy Automatic Door Operators)

| | |
|-----------------------------------|-----|
| How to Order | 102 |
| AO19-1 (Single Door)..... | 103 |
| AO19-2 (Pair of Doors)..... | 104 |
| AO19-3 (Double Egress Doors)..... | 105 |
| AO19 Parts/Accessories..... | 107 |

TABLE OF CONTENTS (cont'd.)

ECL™ (Exit Control Locks)

| | |
|---|-----|
| Exit Control Locks (ECL-230D, ECL-600) | 115 |
| Accessories (ECL-230D, ECL-600)..... | 116 |
| Keepers and Strike Kits | 117 |
| Multi-Point Security (ECL-230DxVRA) | 118 |
| Exit Control Locks (ECL-230X Single Point Lock) | 119 |
| Exit Control Locks (ECL-230X 2-Point Lock) | 120 |
| Exit Control Locks (ECL-230X 3-Point Lock) | 121 |
| Exit Control Locks Trim (ECL-230X) | 122 |
| Hinge Side Bolts (DX1, DX2, DX3) | 122 |
| Exit Control Locks Accessories (ECL-230X) | 123 |
| Cylinders and Accessories | 124 |
| Rim or Mortise Cylinder? | 125 |

EAX® (Exit Alarms)

| | |
|---|-----|
| Exit Alarms - EAX-500 | 126 |
| Exit Alarms - EAX-2500 | 127 |
| Exit Alarms - EAX-3500 | 128 |
| Door Prop Alarms (EAX-300 Series and EAX-411 Series)..... | 129 |
| Remote Alarms (CS-900 and CS-2900) | 130 |
| Door Switches | 131 |
| Accessories | 132 |
| Power Sources | 133 |

AT-5000 SERIES™

| | |
|--------------------------|-----|
| Tailgate Detection | 134 |
|--------------------------|-----|

TABLE OF CONTENTS (cont'd.)

Miscellaneous

| | |
|---------------------------------------|-----|
| Keyswitches and Covers | 136 |
| Motion Sensor | 138 |
| Push Buttons | 138 |
| Electric Strikes..... | 138 |
| Electromagnetic Locks | 138 |
| Weatherized Horns/Strobes | 138 |
| Relay Kits | 139 |
| Power Transfers/Electric Hinges | 139 |
| Remote Indicating Panels..... | 139 |

Integrated Door Security Systems

EasyKit[®]















| | |
|--|-----|
| Automatically Operated Doors..... | 143 |
| Electrified Dogging | 145 |
| Access Control Doors..... | 149 |
| Delayed Egress Doors..... | 151 |
| Weatherized Delayed Egress Doors | 153 |

RYOBI[®]

| | |
|--------------------|-----|
| Door Closers | 155 |
|--------------------|-----|

| | |
|-------------------------------------|-----|
| Index | 156 |
| Designed Security, Inc. (DSI) | 160 |
| Support | 162 |
| Helpful Links | 163 |

FINISH CROSS REFERENCE CHART

| BHMA | US | Description | BHMA | US | Description | | |
|---|-----|-------------|---------------------------------------|---|-------------|-------|--------------------------|
|  | 605 | US3 | Brass, bright - PVD |  | 628 | US28 | Aluminum, satin |
|  | 606 | US4 | Brass, satin - PVD |  | 629 | US32 | Stainless Steel, bright |
|  | 611 | US9 | Bronze, bright - PVD |  | 630 | US32D | Stainless Steel, satin |
|  | 612 | US10 | Bronze, satin - PVD |  | 689 | SP28 | Lacquer-sprayed Aluminum |
|  | 613 | US10B | Bronze, oil-rubbed |  | 693 | SPBLK | Black, painted |
|  | 625 | US26 | Chromium, bright (See Detex trims) |  | 695 | SP313 | Dark Bronze, painted |
|  | 626 | US26D | Chromium, satin |  | 711 | DC35 | Anodized Aluminum, black |

ORDER CONDITIONS

Prices: Prices are subject to change without notice. **No prices are guaranteed;** all shipments will be made at prices prevailing at the time of receipt of order.

Terms: Net 45 days. Past due accounts may be subject to a shipping hold.

Acceptance: We reserve the right to decline an order, in whole or part, when the type or quantity of goods or creditworthiness of the purchaser is not satisfactory.

Delivery: All shipments are Ex Works* Factory New Braunfels, Texas. **Freight allowance (ground service only) will be based on individual shipments of \$8,500 or more in the contiguous U.S. and Canada.**

***Ex Works:** It is the buyer's responsibility to get Detex products from the Detex factory to the buyer's warehouse. The buyer can appoint a shipping and freight-forwarding company to collect goods from the Detex factory and transport them to the buyer's warehouse, including insurance of goods.

Returned Goods: Materials may be returned for credit within **six (6) months** of purchase. No goods will be accepted for return unless a **Return Materials Authorization** has been issued. Contact your local representative or factory with requests. **Returns must be unopened and in original packaging.** Credit will be issued at price paid or current price, whichever is lower, less a minimum 25% restocking charge. **Obsolete, discontinued or special products are not returnable.**

Special Order Items: Detex Custom Engineered EasyKits, products made for a specific customer requirement and other specialized one-of-a-kind products are **non-returnable** and **non-cancelable**, and may require a prepayment of 50%. Exit devices can be precut at factory for \$75.

Cancellation & Changes: If orders have been entered for manufacturing, cancellations cannot be accepted without our permission and may be subject to a cancellation charge.

Corrections: We expressly reserve the right to correct clerical, stenographic and other obvious errors at any time.

TOLL FREE FAX NUMBER FOR PLACING ORDERS

1-800-653-3839

**TOLL FREE NUMBER FOR PLACING ORDERS DIRECTLY TO
OUR SALES DEPARTMENT**

1-800-729-3839

or e-mail

sales@detex.com

International e-mail: export@detex.com

For the name of the representative / sales office in your area,
see Local Sales Offices at www.detex.com



Detex products can expose you to chemicals including Chromium (hexavalent compounds) and Lead, which are known to the State of California to cause cancer and birth defects or other reproductive harm. For more information go to www.detex.com/prop65

WARRANTIES

DETEX LIMITED WARRANTY

The Detex product you have purchased is warranted to be free of defects in material and workmanship when properly applied, installed, used and maintained according to Detex installation instructions and maintenance manual. We will guarantee mechanical and electrical components and repair or replace any part that, upon our examination, proves to be defective under normal use and has failed to properly operate as designed. This does not apply to batteries or damage from leaking batteries.

STANDARD WARRANTY PERIOD: 10 years mechanical, 3 years electrical from date of purchase

EXCEPTIONS TO STANDARD WARRANTY PERIOD:

- 3 years mechanical, 1 year electrical on AO19 Low Energy Operators, EAX Exit Alarms, BE Battery Eliminator, Series 800 Power Supplies and Controllers, DTX Access Control and MS Magnetic Switches
- 3 years mechanical on VRA 2-point vertical rods, 90KR and 90 mullions

This warranty will be honored only upon presentation of proof that the product covered thereby was purchased directly from an authorized Detex Distributor. WE SHALL NOT BE LIABLE FOR ANY DIRECT, INCIDENTAL OR CONSEQUENTIAL LOSS OR DAMAGE ARISING OUT OF THE FAILURE OF THIS DEVICE.

NOT UNDER WARRANTY FOR WEATHERIZED AND NON-WEATHERIZED DOOR HARDWARE PRODUCTS

Specifically excluded and not covered under this warranty are (1) the effects of corrosion, erosion and normal wear and tear, (2) cosmetic damage to exit device finishes, including scratches, dents, chips and other similar damage, unless such damage results from defects in materials and workmanship, and (3) exposure to extreme climate changes or harsh chemicals.

The service life and appearance of finishes of most Detex products can be degraded if the product is used in certain environments that are subject to extreme climate changes or exposure to the presence of harsh chemicals. The conscientious performance of a comprehensive maintenance program on a regular basis will help to maximize the service life and preserve the appearance of the product. Information about recommended maintenance procedures can be found at

www.detex.com/maintenance

For full warranty information, including warranty for finish & weatherized products, see www.detex.com/warranty

Minimum Advertised Price (MAP) Policy

Detex has established a Minimum Advertised Price (MAP) policy for select products within this price book.

The MAP policy currently applies to the following products:

V40 EB
ECL-230D
EAX-500

For more information, visit www.detex.com/map


Look for this symbol

MAP Policy Applies
See page 9

STANDARDS AND CERTIFICATIONS

| Product | Type | Application | Fire Rated Openings | Certification Listing |  | Windstorm Listing | Mortise Cylinder Required | Limited Warranty |
|---------------------|------------------------------------|---|----------------------------|--------------------------|---|-------------------|---------------------------|------------------|
| Advantex | | | | | | | | |
| 10 Series | Relatching Lock | Rim Exit | Yes*, 3hr UL Listed | UL Listed panic hardware | 4140-0127:0105 3774-0127:0106 3725-0127:0108 | FBC** | CD, EA, EI, EE, & EE ER | 10/3 years |
| 20 Series | Relatching 2-point Lock | SVR | Yes*, 3hr UL Listed | UL Listed panic hardware | 4140-0127:0105 3774-0127:0106 3725-0127:0108 | FBC** | CD, EA, EE, & EE ER | 10/3 years |
| 21 Series | Relatching Lock | SVR Top Rod Only | Yes*, 3hr UL Listed | UL Listed panic hardware | 4140-0127:0105 3774-0127:0106 3725-0127:0108 | No | CD, EA, EE, & EE ER | 10/3 years |
| 27 Series | Heavy Duty 2-point Relatching Lock | SVR | Yes*, 3hr UL Listed | UL Listed panic hardware | No | FEMA 361*** | CD, EA, EE, & EE ER | 10/3 years |
| 30 Series | Mortise Lock | Mortise Exit Device | Yes*, 3hr UL Listed | UL Listed panic hardware | 4140-0127:0105 3774-0127:0106 3725-0127:0108 | No | CD, EA, EE, & EE ER | 10/3 years |
| 40 Series | Relatching Lock | Narrow Stile Rim Exit Device | Yes*, 3hr UL Listed | UL Listed panic hardware | 4140-0127:0105 3774-0127:0106 3725-0127:0108 | FBC** | CD, EA, EI, EE, & EE ER | 10/3 years |
| 50 Series | Relatching 2-point Lock | Narrow Stile SVR | Yes*, 3hr UL Listed | UL Listed panic hardware | 4140-0127:0105 3774-0127:0106 3725-0127:0108 | FBC** | CD, EA, EE, & EE ER | 10/3 years |
| 51 Series | Relatching Lock | Narrow Stile SVR Top Rod Only | Yes*, 3hr UL Listed | UL Listed panic hardware | 4140-0127:0105 3774-0127:0106 3725-0127:0108 | No | CD, EA, EE, & EE ER | 10/3 years |
| 60 Series | Relatching 2-point Lock | CVR for Aluminum Doors | Yes*, 3hr UL Listed | UL Listed panic hardware | 4140-0127:0110 3774-0127:0106 3725-0127:0108 | No | CD, EA, EE, & EE ER | 10/3 years |
| 61 Series | Relatching Lock | CVR for Aluminum Doors Top Rod Only | Yes*, 3hr UL Listed | UL Listed panic hardware | 4140-0127:0110 3774-0127:0106 3725-0127:0108 | No | CD, EA, EE, & EE ER | 10/3 years |
| 62 Series | Relatching 2-point Lock | CVR for Hollow Metal Doors | Yes*, 3hr UL Listed | UL Listed panic hardware | 4140-0127:0110 3774-0127:0106 3725-0127:0108 | No | CD, EA, EE, & EE ER | 10/3 years |
| 63 Series | Relatching Lock | CVR for Hollow Metal Doors Top Rod Only | Yes*, 3hr UL Listed | UL Listed panic hardware | 4140-0127:0110 3774-0127:0106 3725-0127:0108 | No | CD, EA, EE, & EE ER | 10/3 years |
| 70 Series | Relatching 2-point Lock | CVR for Wood Doors | Yes* 90 Min WH/ ETL Listed | UL Listed panic hardware | 4140-0127:0110 3774-0127:0106 3725-0127:0108 | No | CD, EA, EE, & EE ER | 10/3 years |
| 71 Series | Relatching Lock | CVR for Wood Doors Top Rod Only | Yes* 90 Min WH/ ETL Listed | UL Listed panic hardware | 4140-0127:0110 3774-0127:0106 3725-0127:0108 | No | CD, EA, EE, & EE ER | 10/3 years |
| 80 Series | Relatching 2-point Lock | CVR for Hollow Metal Doors | Yes*, 3hr UL Listed | UL Listed panic hardware | 4140-0127:0110 3774-0127:0106 3725-0127:0108 | No | CD, EA, EE, & EE ER | 10/3 years |
| 81 Series | Relatching Lock | CVR for Hollow Metal Doors Top Rod Only | Yes*, 3hr UL Listed | UL Listed panic hardware | 4140-0127:0110 3774-0127:0106 3725-0127:0108 | No | CD, EA, EE, & EE ER | 10/3 years |
| 82 Series | Relatching 2-point Lock | CVR for Aluminum Doors | Yes*, 3hr UL Listed | UL Listed panic hardware | 4140-0127:0110 3774-0127:0106 3725-0127:0108 | No | CD, EA, EE, & EE ER | 10/3 years |
| 83 Series | Relatching Lock | CVR for Aluminum Doors Top Rod Only | Yes*, 3hr UL Listed | UL Listed panic hardware | 4140-0127:0110 3774-0127:0106 3725-0127:0108 | No | CD, EA, EE, & EE ER | 10/3 years |
| 87 Series | Heavy-Duty 2-point Relatching Lock | CVR | Yes*, 3hr UL Listed | UL Listed panic hardware | No | FEMA 361*** | CD, EA, EE, & EE ER | 10/3 years |
| Value Series | | | | | | | | |
| V40 Series | Relatching Lock | Rim Exit Device | Yes*, 3hr UL Listed | UL Listed panic hardware | 4140-0127:0105 3774-0127:0106 3725-0127:0108 | FBC** | CD, EB(W), EE, & EI | 10/3 years |
| V50 Series | Relatching 2-point Lock | SVR | Yes*, 3hr UL Listed | UL Listed panic hardware | 4140-0127:0105 3774-0127:0106 3725-0127:0108 | FBC** | CD, EB(W), & EE | 10/3 years |
| V51 Series | Relatching Lock | SVR Top Rod Only | Yes*, 3hr UL Listed | UL Listed panic hardware | 4140-0127:0105 3774-0127:0106 3725-0127:0108 | No | CD, EB(W), & EE | 10/3 years |

STANDARDS AND CERTIFICATIONS

| Product | Type | Application | Fire Rated Openings | Certification Listing |  | Windstorm Listing | Cylinder Type Required | Limited Warranty |
|--------------|------------------------------------|--|------------------------------|---------------------------|---|-------------------|------------------------|------------------|
| AO19 Series | Low Energy Automatic Operator | Single, Pairs, and Double Egress Doors | WH Listed Fire Exit Hardware | ETL Listed ANSI 156.19 | N/A | N/A | N/A | 3/1 years |
| 90KR | Keyed Removable Mullion | Pairs of Doors | 3hr WH/ Intertek listed* | UL Listed | N/A | No | Rim | 3 years |
| 90R | Removable Mullions | Pairs of Doors | Contact Factory | UL Listed | N/A | FBC** | N/A | 3 years |
| ECL-230D | Deadbolt Lock | 9V Alarm | No | UL Listed panic hardware | 4140-0127:0102 | No | Rim | 10/3 years |
| ECL-230D-PH | Deadbolt Lock | 9V Alarm | No | UL Listed panic hardware | 4140-0127:0102 | No | Rim | 10/3 years |
| ECL-230X | Deadbolt Lock | 9V Alarm | No | UL Listed panic hardware | 4140-0127:0109 | FBC** | Rim | 10/3 years |
| ECL-230X-TD | 2-Point Deadbolt Lock | 9V Alarm | No | UL Listed panic hardware | 4140-0127:0109 | No | Rim | 10/3 years |
| ECL-230X-TB | SVR Non-Relatching Lock | 9V Alarm | No | UL Listed panic hardware | 4140-0127:0109 | No | Rim | 10/3 years |
| ECL-230X-TDB | 3-Point Deadbolt Lock | 9V Alarm | No | UL Listed panic hardware | 4140-0127:0109 | FBC** | Rim | 10/3 years |
| ECL-600 | Deadbolt & Relatching 2-Point Lock | 9V Alarm | 3hr WH/ETL listed | ETL Listed panic hardware | N/A | No | Rim | 10/3 years |
| VRA-143 | 2-Point Vertical Rod Deadbolt Lock | N/A | No | UL Listed exit lock | N/A | No | N/A | 3 years |
| EAX-300 | Door Prop Alarm | 9V Alarm | Yes§ | ANSI 156.29 Listed | N/A | ¶ | Mortise | 3/1 years |
| EAX-500 | Door Mount Alarm | 9V Alarm | Yes§ | ANSI 156.29 Listed | N/A | ¶ | Mortise | 3/1 years |
| EAX-2500 | Wall Mount Door Alarm | 12-24VAC Alarm | ¶ | ANSI 156.29 Listed | N/A | N/A | Mortise | 3/1 years |
| EAX-3500 | Timed Bypass Exit Alarm | 24VAC / VDC Alarm | ¶ | N/A | N/A | N/A | Mortise | 3/1 years |
| BE-961 | Power Supply | 9VDC Power Supply | ∞ | N/A | N/A | ¶ | N/A | 3/1 years |
| Series 800 | Power Supplies & Logic Controllers | Power Supplies w/ Logic | ∞ | UL Listed | 3774-0127:0107 | N/A | N/A | 3/1 years |
| MS-2049 | Magnetic Door Switch | Industrial grade | Yes§ | UL Listed | N/A | N/A | N/A | 3/1 years |
| MS-1039/59 | Magnetic Switch | Standard grade | No | UL Listed | N/A | N/A | N/A | 3/1 years |
| DTX Series | Access Keypad / Card Readers | Access Control | ∞ | N/A | N/A | N/A | N/A | 3/1 years |

* Add Prefix "F" for Fire Exit Hardware

**Add Prefix "H" for Florida Building Code Hurricane component

*** Add prefix "T" for FEMA rated hardware

For detailed windstorm and fire listings, visit detex.com/PROVEN

¶ Wall mounted - may be used with Rated Openings - use fire door accessory (see MS-2049)

∞ Allowed with fire-rated doors, but product itself is not fire-rated

§ UL Listed Miscellaneous Fire Door Accessory

10/3 year warranty = 10-year limited warranty on mechanical components

3-year limited warranty on electrical components

3/1 year warranty = 3-year limited warranty on mechanical components

1-year limited warranty on electrical components



| | | Finishes | | | | | |
|-------------------------------------|---------------------------------|--------------------------|---------|----------|----------|--------------------|---------|
| | | 630 (Std.) | 628 | 693, 695 | 606, 612 | 605, 611, 613, 629 | |
| Device Only - Exit Only | | 10 | \$1,946 | \$1,683 | \$1,723 | \$2,207 | \$2,303 |
| Outside Function | | Device/ Function/Trim | 630/630 | 628/630 | | | |
| Device with pull trim | 01 Exit only, cover plate | 1001C | \$2,192 | \$1,929 | \$2,032 | \$2,516 | \$2,612 |
| | | 1001W | \$2,145 | \$1,882 | \$1,950 | \$2,440 | \$2,536 |
| | 02 Dummy pull trim | 1002C | \$2,321 | \$2,058 | \$2,167 | \$2,606 | \$2,702 |
| | | 1002Z | \$2,727 | \$2,464 | N/A | N/A | N/A |
| | 03 Key Retracts Latch pull trim | 1003C | \$2,335 | \$2,072 | \$2,267 | \$2,664 | \$2,760 |
| | | 1003Z | \$2,727 | \$2,464 | N/A | N/A | N/A |
| 03 Key Retracts Latch cylinder trim | | 1003W | \$2,145 | \$1,882 | \$1,950 | \$2,440 | \$2,536 |
| | | 1003WS | \$2,120 | \$1,857 | \$1,918 | \$2,468 | \$2,582 |

| | | 630/626 | | 628/626 | | | |
|-------------------------|--|---------|---------|---------|---------|---------|---------|
| Device with lever trim | 01 Blank Escutcheon | 1001D | \$2,491 | \$2,228 | \$2,311 | \$2,821 | \$2,963 |
| | 02 Dummy Lever Trim | 1002D | \$2,491 | \$2,228 | \$2,311 | \$2,821 | \$2,963 |
| | 08 Key Locks/Unlocks Lever | 1008D | \$2,625 | \$2,362 | \$2,474 | \$2,958 | \$3,096 |
| | 09 Key Unlocks Lever; Locked when key removed | 1009D | \$2,625 | \$2,362 | \$2,474 | \$2,958 | \$3,096 |
| | 10 Double Cylinder | 1010D | \$2,859 | \$2,596 | \$2,693 | \$3,232 | \$3,328 |
| | 14 Lever Always Active | 1014D | \$2,625 | \$2,362 | \$2,474 | \$2,958 | \$3,096 |
| EU Electric Lock/Unlock | 10EU | \$3,339 | \$3,076 | \$3,125 | \$3,628 | \$3,748 | |

Trilogy Mechanical & Electronic Push Button Access Control Lever Trim - See EasyKit/Access Control Doors/ACD Section

DEVICE COMES STANDARD WITH:

Same finish, device exterior (except 628 finish which includes stainless steel cover, pushpad and endcap)
EC1 Ramped Endcap - Heavy Duty

Hex Dogging
36" Device for 3-foot doors
99 Surface Strike



OPTIONS

| | |
|--|------------------------------------|
| F Fire Rated - Specify prefix F (ex. F1001) | Add \$150 |
| H Hurricane Rated - Specify prefix H (ex. H1001) | Add \$75 |
| FH Fire Rated/Hurricane Rated - Specify prefix FH (ex. FH1001) | Add \$225 |
| W Weatherized (Mechanical only - For weatherized electrified functions, see Electrified Options) | Add \$200 |
| Electrified Options - see pages 51-59 | |
| Custom lengths - Specify size (min. 24" to max. 48") NOTE: See Electrified Options for availability on devices shorter than 30", certain sizes come with EC2 endcap | Add \$75 |
| 48" Add for 4-foot door width | Add \$31 |
| EC2 Flush Endcap | No charge when ordered with device |
| AM Antimicrobial (AM coating applied to pushpad only) | Add \$60 |
| KS Keystop Installed (alarm always armed when key removed) | Add \$8 |
| SN1 Sex Nuts / Throughbolts (Device with trim requires 1 set / Device only requires 3 sets) | \$21 PER SET |
| SLR Silent Pushpad Return | Add \$80 |
| CD Cylinder Dogging | No charge when ordered with device |
| LD Less Dogging | No charge when ordered with device |
| 94 Double Door Strike available - see page 64 | No charge when ordered with device |
| 98 Semi-Mortise Strike | No charge when ordered with device |

NOTE - Cylinders not included. Products on this page can be ordered with cylinders (C65) or Interchangeable core housings (IC7) pre-installed at Detex prior to shipping (See page 65).

NOTE:
For all trim information and graphics see page 16



| | Top & Bottom Rod Device | Top Rod Only Device | Finishes | | | | | |
|-------------------------------------|---|---------------------|------------|---------|----------|----------|--------------------|---------|
| | | | 630 (Std.) | 628 | 693, 695 | 606, 612 | 605, 611, 613, 629 | |
| Device Only - Exit Only | 20 | 21 | \$2,878 | \$2,497 | \$2,732 | \$2,915 | \$3,357 | |
| Outside Function | Device/Function/Trim | | 630/630 | 628/630 | | | | |
| Device with pull trim | 01 Exit only, cover plate | 2001C | 2101C | \$3,124 | \$2,743 | \$3,041 | \$3,224 | \$3,666 |
| | | 2001W | 2101W | \$3,077 | \$2,696 | \$2,959 | \$3,148 | \$3,590 |
| | 02 Dummy pull trim | 2002C | 2102C | \$3,253 | \$2,872 | \$3,176 | \$3,314 | \$3,756 |
| | | 2002Z | 2102Z | \$3,659 | \$3,278 | N/A | N/A | N/A |
| | 03 Key Retracts Latch pull trim | 2003C | 2103C | \$3,659 | \$2,886 | \$3,276 | \$3,372 | \$3,814 |
| | | 2003Z | 2103Z | \$3,659 | \$3,278 | N/A | N/A | N/A |
| 03 Key Retracts Latch cylinder trim | 2003W | 2103W | \$3,077 | \$2,696 | \$2,959 | \$3,148 | \$3,590 | |
| | 2003WS | 2103WS | \$3,052 | \$2,671 | \$2,927 | \$3,176 | \$3,636 | |
| | | | | | | | | |
| | | | 630/626 | 628/626 | | | | |
| Device with lever trim | 01 Blank Escutcheon | 2001D | 2101D | \$3,423 | \$3,042 | \$3,320 | \$3,529 | \$4,017 |
| | 02 Dummy Lever Trim | 2002D | 2102D | \$3,423 | \$3,042 | \$3,320 | \$3,529 | \$4,017 |
| | 08 Key Locks/Unlocks Lever | 2008D | 2108D | \$3,557 | \$3,176 | \$3,483 | \$3,666 | \$4,150 |
| | 09 Key Unlocks Lever; Locked when key removed | 2009D | 2109D | \$3,557 | \$3,176 | \$3,483 | \$3,666 | \$4,150 |
| | 14 Lever Always Active | 2014D | 2114D | \$3,557 | \$3,176 | \$3,483 | \$3,666 | \$4,150 |
| | EU Electric Lock/Unlock | 20EU | 21EU | \$4,271 | \$3,890 | \$4,134 | \$4,336 | \$4,802 |

NOTE: Devices are shipped RHR unless specified LHR (Field Reversible)

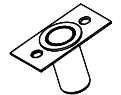
DEVICE COMES STANDARD WITH:

Rod, Latch and ADA Bottom Bolt Covers
 Same finish, device exterior (except 628 finish which includes stainless steel cover, pushpad and endcap)
 EC1 Ramped Endcap - Heavy Duty

Hex Dogging
 36" Device for 3-foot doors
 84" Rods for 7-foot doors
 97 Surface Strike
 97 Dustproof Bottom Strike (20 Series only)



(97 Surface Strike)



(97 Dust Proof Bottom Strike)

OPTIONS

F Fire Rated - Specify prefix F (ex. F2001) - Fire pin included for F21 Series Only Add \$150
 H Hurricane Rated - Specify prefix H (ex. H2001) Add \$75
 FH Fire Rated/Hurricane Rated - Specify prefix FH (ex. FH2001) Add \$225

W Weatherized (Mechanical only - For weatherized electrified functions, see Electrified Options) Add \$200
For Electrified Options see pages 51-59

Custom lengths - Specify size (min. 24" to max. 48") Add \$75
 NOTE: See Electrified Options for availability on devices shorter than 30", certain sizes come with EC2 endcap
 48" Add for 4-foot door width Add \$31
 96" Add for 8-foot door height Add \$30
 120" Add for 10-foot door height Add \$100
 EC2 Flush Endcap No charge when ordered with device

AM Antimicrobial (AM coating applied to pushpad only) Add \$60
 SN1 Sex Nuts / Throughbolts (20 device with trim requires 3 sets / 20 device only requires 5 sets) \$21 PER SET
 (21 device with trim requires 2 sets / 21 device only requires 4 sets)
 KS Keystop Installed (alarm always armed when key removed) Add \$8
 SLR Silent Pushpad Return Add \$80

CD Cylinder Dogging No charge when ordered with device
 LD Less Dogging No charge when ordered with device

NOTE - Cylinders not included. Products on this page can be ordered with cylinders (C65) or Interchangeable core housings (IC7) pre-installed at Detex prior to shipping (See page 65).

NOTE - Application NOTE for 2' device (Available on Surface Vertical Device. Will ship less UL Fire label):

When vertical rod devices are used on both doors of a pair, operation of the inactive door (smaller door) will not disengage the active door, creating a potential safety issue for those using the inactive door during an emergency.

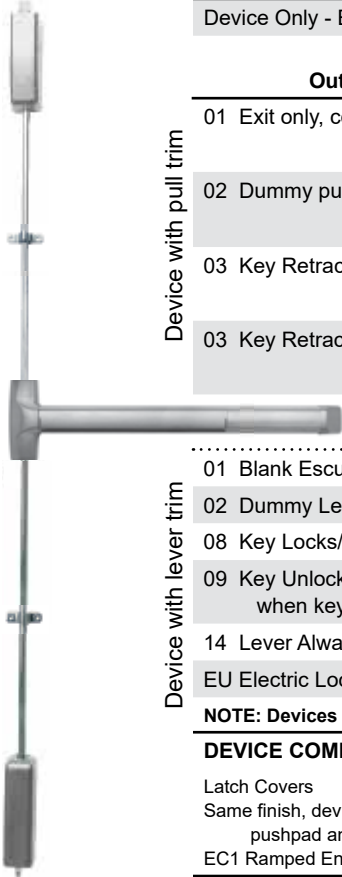


NOTE:
 For all trim information and graphics see page 16



27 SERIES ROD COVERS SOLD SEPARATELY

Advantex Exit Devices



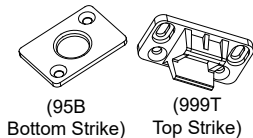
| | Top & Bottom Rod Device | Finishes | | | | | |
|---|-------------------------------------|---------------------|----------------|----------|----------------|--------------------|---------|
| | | 630 (Std.) | 628 | 693, 695 | 606, 612 | 605, 611, 613, 629 | |
| Device Only - Exit Only | 27 | \$3,721 | N/A | \$3,514 | \$3,940 | \$4,706 | |
| | Device/Function/Trim | 630/630 | 628/630 | | | | |
| Device with pull trim | 01 Exit only, cover plate | 2701C | \$3,967 | N/A | \$3,823 | \$4,249 | \$5,015 |
| | | 2701W | \$3,920 | N/A | \$3,741 | \$4,173 | \$4,939 |
| | 02 Dummy pull trim | 2702C | \$4,096 | N/A | \$3,958 | \$4,339 | \$5,105 |
| | | 2702Z | \$4,502 | N/A | N/A | N/A | N/A |
| | 03 Key Retracts Latch pull trim | 2703C | \$4,110 | N/A | \$4,058 | \$4,397 | \$5,163 |
| | | 2703Z | \$4,502 | N/A | N/A | N/A | N/A |
| | 03 Key Retracts Latch cylinder trim | 2703W | \$3,920 | N/A | \$3,741 | \$4,173 | \$4,939 |
| | | 2703WS | \$3,895 | N/A | \$3,709 | \$4,201 | \$4,985 |
| | | | | | 628/626 | | |
| | Device with lever trim | 01 Blank Escutcheon | 2701D | \$4,266 | N/A | \$4,102 | \$4,554 |
| 02 Dummy Lever Trim | | 2702D | \$4,266 | N/A | \$4,102 | \$4,554 | \$5,366 |
| 08 Key Locks/Unlocks Lever | | 2708D | \$4,400 | N/A | \$4,265 | \$4,691 | \$5,499 |
| 09 Key Unlocks Lever; Locked when key removed | | 2709D | \$4,400 | N/A | \$4,265 | \$4,691 | \$5,499 |
| 14 Lever Always Active | | 2714D | \$4,400 | N/A | \$4,265 | \$4,691 | \$5,499 |
| EU Electric Lock/Unlock | | 27EU | \$5,114 | N/A | \$4,916 | \$5,361 | \$6,151 |

NOTE: Devices are shipped RHR unless specified LHR (Field Reversible)

DEVICE COMES STANDARD WITH:

- Latch Covers
- Same finish, device exterior (except 628 finish which includes stainless steel pushpad and endcap)
- EC1 Ramped Endcap - Heavy Duty

- Hex Dogging
- 36" Device for 3-foot doors
- 84" Device for 7-foot doors



OPTIONS

| | |
|--|------------------------------------|
| T Tornado Rated (maximum 42" wide and 88" tall) | Add \$75 |
| F Fire Rated (Contact Factory) | Add \$150 |
| W Weatherized (Mechanical only - For weatherized electrified functions, see Electrified Options) | Add \$200 |
| For Electrified Options see pages 51-59 | |
| Custom lengths - Specify size (min. 24" to max. 48") | Add \$75 |
| NOTE: See Electrified Options for availability on devices shorter than 30", certain sizes come with EC2 endcap | |
| 48" Add for 4-foot door width | Add \$31 |
| 96" Add for 8-foot door height | Add \$30 |
| 120" Add for 10-foot door height | Add \$100 |
| EC2 Flush Endcap | No charge when ordered with device |
| AM Antimicrobial (AM coating applied to pushpad only) | Add \$60 |
| SN1 Sex Nuts / Throughbolts (Device with trim requires 3 sets / Device only requires 5 sets) | \$21 PER SET |
| KS Keystop Installed (alarm always armed when key removed) | Add \$8 |
| SLR Silent Pushpad Return | Add \$80 |
| CD Cylinder Dogging (Cylinder Dogging and Hex Dogging not available with Tornado Rated Device - Contact factory for electrified dogging options) | No charge when ordered with device |
| LD Less Dogging | No charge when ordered with device |

NOTE:
For all trim information and graphics see page 16




(EC2 Endcap)



(EC1 Endcap)

NOTE - Cylinders not included. Products on this page can be ordered with cylinders (C65) or Interchangeable core housings (IC7) pre-installed at Detex prior to shipping (See page 65).


NOTE - When vertical rod devices are used on both doors of a pair, operation of the inactive door (smaller door) will not disengage the active door, creating a potential safety issue for those using the inactive door during an emergency.



| | | Finishes | | | | | |
|-------------------------|--|------------------|--------------------------|---------|----------|----------|--------------------|
| | | Device | 630 (Std.) | 628 | 693, 695 | 606, 612 | 605, 611, 613, 629 |
| Device Only - Exit Only | | 30 | \$2,771 | \$2,454 | \$2,608 | \$2,794 | \$3,105 |
| | | Outside Function | Device/ Function/Trim | 630/630 | 628/630 | | |
| Device with pull trim | 01 Exit only, cover plate | 3001CM | \$3,017 | \$2,700 | \$2,917 | \$3,103 | \$3,414 |
| | | 3001WM | \$2,970 | \$2,653 | \$2,835 | \$3,027 | \$3,338 |
| | 02 Dummy pull trim | 3002CM | \$3,146 | \$2,829 | \$3,052 | \$3,193 | \$3,504 |
| | 03 Key Retracts Latch pull trim | 3003CM | \$3,160 | \$2,843 | \$3,152 | \$3,251 | \$3,562 |
| | 03 Key Retracts Latch cylinder trim | 3003WM | \$2,970 | \$2,653 | \$2,835 | \$3,027 | \$3,338 |
| | | | 630/626 | 628/626 | | | |
| Device with lever trim | 02 Dummy Lever Trim | 3002DM | \$3,316 | \$2,999 | \$3,196 | \$3,408 | \$3,765 |
| | 08 Key Locks/Unlocks Lever | 3008DM | \$3,450 | \$3,133 | \$3,359 | \$3,545 | \$3,898 |
| | 09 Key Unlocks Lever; Locked when key removed | 3009DM | \$3,450 | \$3,133 | \$3,359 | \$3,545 | \$3,898 |
| | 10 Double Cylinder | 3010DM | \$3,684 | \$3,367 | \$3,578 | \$3,819 | \$4,130 |
| | 14 Lever Always Active | 3014DM | \$3,450 | \$3,133 | \$3,359 | \$3,545 | \$3,898 |
| | EU Electric Lock/Unlock | 30EUxDM | \$4,164 | \$3,847 | \$4,010 | \$4,215 | \$4,550 |

NOTE:
For all trim information and graphics see page 16

DEVICE COMES STANDARD WITH:

| | | |
|---|--|--|
| Same finish, device exterior (except 628 finish which includes stainless steel cover, pushpad and endcap) | Hex Dogging 36" Device for 3-foot doors |  |
| EC1 Ramped Endcap - Heavy Duty | 90 Non-Handed Curved Lip Strike (90 Strike) | |

OPTIONS

F Fire Rated - Specify prefix F (ex. F3001) Add \$150

For Electrified Options see pages 51-59

Custom lengths - Specify size (min. 26" to max. 48") Add \$75

NOTE: See Electrified Options for availability on devices shorter than 30", certain sizes come with EC2 endcap

48" Add for 4-foot door width Add \$31
EC2 Flush Endcap No charge when ordered with device

AM Antimicrobial (AM coating applied to pushpad only) Add \$60

SN1 Sex Nuts / Throughbolts (Device with trim requires 3 sets / Device only requires 5 sets) \$21 PER SET

KS Keystop Installed (alarm always armed when key removed) Add \$8

SLR Silent Pushpad Return Add \$80

CD Cylinder Dogging No charge when ordered with device

LD Less Dogging No charge when ordered with device

91 ANSI Flat Lip Strike Add \$42

92 Double Door Short Open Back Strike Add \$123

93 Double Door Long Open Back Strike Add \$123

NOTE - Cylinders not included. Products on this page can be ordered with cylinders (C65) or Interchangeable core housings (IC7) pre-installed at Detex prior to shipping (See page 65).











(EC2 Endcap)








(EC1 Endcap)

PLATES AND PULL TRIMS

| W Trim for 10/20/21 Series Devices WM Trim (30 Series) | | WS Trim for 10/20/21/27 Series Devices | C Trim for 10/20/21/27 Series Devices CM Trim (30 Series) S Handle | | | Z Trim for 10/20/21 Series Devices | |
|---|--|---|--|--|---|--|---|
|  01W/ 01WM |  03W/ 03WM |  03WS |  01C/ 01CM |  02C/ 02CM |  03C/ 03CM |  02Z |  03Z Specify Handing |
| Antimicrobial (AM) - Add \$60 | | | | | | | |
| Finishes | | | | | | | |
| Function | Description | Trim | 626 | 630 (Std.) | 693, 695 | 606, 612 | 605, 611, 613, 625, 629 |
| 01 | Exit only, cover plate | W, WM | N/A | \$199 | \$227 | \$233 | \$233 |
| 03* | Key retracts latch | W, WM | N/A | \$199 | (03W only) \$ 227 | \$233 | \$233 |
| 03* | Key retracts latch | WS** | \$174 | N/A | \$195 | \$261 | \$279 |
| 01 | Exit only, cover plate | C, CM | N/A | \$246 | (01C only) \$309 | \$309 | \$309 |
| 02 | Dummy pull | C, CM | N/A | \$375 | (02C only) \$444 | \$399 | \$399 |
| 03* | Key retracts latch | C, CM | N/A | \$389 | (03C only) \$544 | \$457 | \$457 |
| 02 | Dummy vandal pull | Z | N/A | \$781 | N/A | N/A | N/A |
| 03* | Key retracts latch vandal pull | Z/ZM | N/A | \$781 | N/A | N/A | N/A |
| * 03 function cylinder sold separately. C, W and Z trims require rim cylinder. WM and CM trims require mortise cylinder - see page 65 | | | | | | | |
| ** WS Trim - Not available in Stainless Steel (630) - Specify 625 or 626 (626 - same price as 630) | | | | | | | |
| NOTE: 02Z and 03Z Trims are shipped RHR unless specified LHR | | | | | | | |




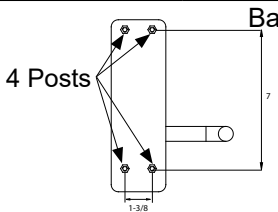
LEVER TRIMS




| D Trim - for 10/20/21/27 Series Devices DM Trim - for 30 Series Device | | | | | | | |
|---|--|---|---|--|-----------------|-----------------|---------------------------------------|
|  08D/DM 09D/DM 10D/10DM |  02D/DM 14D/DM |  S Lever (Std.) |  T Lever |  U Lever | | | |
| Lever Switch (LS) - Add \$275 • Knurling (KN) - Add \$80 • Antimicrobial (AM) - Add \$60 | | | | | | | |
| Finishes | | | | | | | |
| Function | Description | Trim | Lever | 626 (Std.) | 693, 695 | 606, 612 | 605, 611, 613, 625² |
| 01 | Blank Escutcheon | D | N/A | \$545 | \$588 | \$614 | \$660 |
| 02 | Dummy lever | D, DM | S, T or U | \$545 | \$588 | \$614 | \$660 |
| 08* | Key locks/unlocks lever | D, DM | S, T or U | \$679 | \$751 | \$751 | \$793 |
| 09* | Key unlocks lever; locked when key removed | D, DM | S, T or U | \$679 | \$751 | \$751 | \$793 |
| 10* | Double Cylinder (10/30 Series only) | D, DM | S, T or U | \$913 | \$970 | \$1,025 | \$1,025 |
| 14 | Lever always active | D, DM | S, T or U | \$679 | \$751 | \$751 | \$793 |
| Trilogy Mechanical & Electronic Push Button Access Control Lever Trim - Sold with Exit Device Only (See EasyKit/Access Control Doors/ACD Section) | | | | | | | |
| * Mortise cylinder not included (order separately - see page 65) | | | | | | | |
| ² Use 625 finish for lever trim to match 629 exit device finish. | | | | | | | |
| NOTE: Lever Trims are shipped RHR unless specified LHR (02, 08, 09 and 14 are Field Reversible) | | | | | | | |



103789 Cylinder Nut Socket
100783 Cylinder Nut
See page 124 for more information

EU Electrified Lever Trim - for 10/20/21 Series Devices
EUxDM Electrified Lever Trim - for 30 Series Device


S Lever (Std.) **T Lever** **U Lever**

| | | | | Finishes | | | |
|----------|----------------------|-----------|-----------|------------|----------|----------|---------------------------------|
| Function | Description | Trim | Lever | 626 (Std.) | 693, 695 | 606, 612 | 605, 611, 613, 625 ^Ω |
| EU* | Electric Lock/Unlock | EU, EUxDM | S, T or U | \$1,393 | \$1,402 | \$1,421 | \$1,445 |

(For EU specify Fail Secure [FSE - std.] or Fail Safe [FSA] and specify handing - **not field reversible**)

* Mortise cylinder not included (order separately - see page 65)
^ΩUse 625 finish for lever trim to match 629 exit device finish.

NOTE: Lever Trims are shipped RHR unless specified LHR




MC65 IC7


Also available 12VDC - Specify 12VDC Lever Switch (LS) - Add \$275 • Knurling (KN) - Add \$80 • Antimicrobial (AM) - Add \$60

FSB LEVERS L FSB


Wide Stile FSB Levers For Use With 10/20/21/27/30 Series (long lead times apply)





EU/EUxDM FSB _____
08D/DMFSB _____
09D/DMFSB _____





02D/DMFSB _____
14D/DMFSB _____



1076



1075



1035


1016


1119


1147


1093


1058

Example 08DFSB1076

| | | | | Finishes | | | |
|----------|---|-----------|----------|------------|----------|----------|--------------------|
| Function | Description | Trim | Lever | 630 (Std.) | 693, 695 | 606, 612 | 605, 611, 613, 629 |
| 02 | Dummy lever | D, DM | FSB____† | \$1,061 | | | |
| 08* | Key locks/unlocks lever | D, DM | FSB____† | \$1,107 | | | |
| 09* | Key unlocks lever; locked when key removed | D, DM | FSB____† | \$1,107 | | | |
| 14 | Lever always active | D, DM | FSB____† | \$1,107 | | | |
| EU* | Electric Lock/Unlock | EU, EUxDM | FSB____† | \$1,716 | | | |

(For EU specify Fail Secure [FSE - std.] or Fail Safe [FSA] and specify handing - **not field reversible**)

FSB Lever Trims available in 630 / US32D Brushed Stainless Steel finish only

* Mortise cylinder not included (order separately - see page 65)

NOTE: Lever Trims are shipped RHR unless specified LHR (02, 08, 09 and 14 are Field Reversible)

† To order, use FSB then 4-letter designator. (Example: FSB1076)





| | | Finishes | | | | | |
|-------------------------|---|------------------------------|----------------|----------------|----------|----------|--------------------|
| | | Device | 630 (Std.) | 628 | 693, 695 | 606, 612 | 605, 611, 613, 629 |
| Device Only - Exit Only | | 40 | \$2,116 | \$1,868 | \$1,998 | \$2,304 | \$2,475 |
| Device with pull trim | Outside Function | Device/ Function/Trim | 630/630 | 628/630 | | | |
| | 01 Exit only, cover plate | 4001CN | \$2,363 | \$2,115 | \$2,309 | \$2,615 | \$2,786 |
| | 02 Dummy pull trim | 4002CN | \$2,493 | \$2,245 | \$2,442 | \$2,704 | \$2,875 |
| | 03 Key Retracts Latch pull trim | 4003CN | \$2,506 | \$2,258 | \$2,542 | \$2,762 | \$2,933 |
| | 03 Key Retracts Latch cylinder trim | 4003WS | \$2,290 | \$2,042 | \$2,193 | \$2,566 | \$2,756 |
| | | | 630/626 | 628/626 | | | |
| Device with lever trim | 01 Blank Escutcheon | 4001DN | \$2,636 | \$2,388 | \$2,560 | \$2,893 | \$3,109 |
| | 02 Dummy Lever Trim | 4002DN | \$2,636 | \$2,388 | \$2,560 | \$2,893 | \$3,109 |
| | 08 Key Locks/Unlocks Lever | 4008DN | \$2,734 | \$2,486 | \$2,731 | \$3,059 | \$3,253 |
| | 09 Key Unlocks Lever; Locked when key removed | 4009DN | \$2,734 | \$2,486 | \$2,731 | \$3,059 | \$3,253 |
| | 14 Lever Always Active | 4014DN | \$2,734 | \$2,486 | \$2,731 | \$3,059 | \$3,253 |
| | EU2W Electric Lock/Unlock | 40EU2W | \$3,393 | \$3,145 | \$3,286 | \$3,607 | \$3,805 |

NOTE:
For all trim information and graphics see page 20



(EC2 Endcap)



(EC1 Endcap)

DEVICE COMES STANDARD WITH:

Same finish, device exterior (except 628 finish which includes stainless steel pushpad and endcap) 36" Device for 3-foot doors
 EC1 Ramped Endcap - Heavy Duty 99 Surface Strike
 Hex Dogging Extended Extrusion



(99 Strike)

OPTIONS

| | |
|--|------------------------------------|
| F Fire Rated - Specify prefix F (ex. F4001) | Add \$150 |
| H Hurricane Rated - Specify prefix H (ex. H4001) | Add \$75 |
| FH Fire Rated/Hurricane Rated - Specify prefix FH (ex. FH4001) | Add \$225 |
| W Weatherized (Mechanical only - For weatherized electrified functions, see Electrified Options) | Add \$200 |
| Electrified Options - see pages 51-59 | |
| Custom lengths - Specify size (min. 24" to max. 48") | Add \$75 |
| NOTE: See Electrified Options for availability on devices shorter than 30", certain sizes come with EC2 endcap | |
| 48" Add for 4-foot door width | Add \$31 |
| EC2 Flush Endcap | No charge when ordered with device |
| AM Antimicrobial (AM coating applied to pushpad only) | Add \$60 |
| SN1 Sex Nuts / Throughbolts (Device with trim requires 1 set / Device only requires 2 sets) | \$21 PER SET |
| KS Keystop Installed (alarm always armed when key removed) | Add \$8 |
| SLR Silent Pushpad Return | Add \$80 |
| CD Cylinder Dogging | No charge when ordered with device |
| LD Less Dogging | No charge when ordered with device |
| 94 Double Door Strike Available - see page 64 (wide stile doors only) | No charge when ordered with device |
| 99 Surface Strike | No charge when ordered with device |

NOTE - Cylinders not included. Products on this page can be ordered with cylinders (C65) or Interchangeable core housings (IC7) pre-installed at Detex prior to shipping (See page 65).



| | Top & Bottom Rod Device | Top Rod Only Device | Finishes | | | | |
|---|---|----------------------|------------|---------|----------|----------|--------------------|
| | | | 630 (Std.) | 628 | 693, 695 | 606, 612 | 605, 611, 613, 629 |
| Device Only - Exit Only | 50 | 51 | \$3,368 | \$2,874 | \$3,128 | \$3,590 | \$3,788 |
| Device with pull trim | Outside Function | Device/Function/Trim | 630/630 | 628/630 | | | |
| | 01 Exit only, cover plate | 5001CN 5101CN | \$3,615 | \$3,121 | \$3,439 | \$3,901 | \$4,099 |
| | 02 Dummy pull trim | 5002CN 5102CN | \$3,745 | \$3,251 | \$3,572 | \$3,990 | \$4,188 |
| | 03 Key Retracts Latch pull trim | 5003CN 5103CN | \$3,758 | \$3,264 | \$3,672 | \$4,048 | \$4,246 |
| | 03 Key Retracts Latch cylinder trim | 5003WS 5103WS | \$3,542 | \$3,048 | \$3,323 | \$3,852 | \$4,069 |
| Device with lever trim (50 Series shown) | 01 Blank Escutcheon | 5001DN 5101DN | \$3,888 | \$3,394 | \$3,690 | \$4,179 | \$4,422 |
| | 02 Dummy Lever Trim | 5002DN 5102DN | \$3,888 | \$3,394 | \$3,690 | \$4,179 | \$4,422 |
| | 08 Key Locks/Unlocks Lever | 5008DN 5108DN | \$3,986 | \$3,492 | \$3,861 | \$4,345 | \$4,566 |
| | 09 Key Unlocks Lever; Locked when key removed | 5009DN 5109DN | \$3,986 | \$3,492 | \$3,861 | \$4,345 | \$4,566 |
| | 14 Lever Always Active | 5014DN 5114DN | \$3,986 | \$3,492 | \$3,861 | \$4,345 | \$4,566 |
| | EU2W Electric Lock/Unlock | 50EU2W 51EU2W | \$4,645 | \$4,151 | \$4,416 | \$4,893 | \$5,118 |

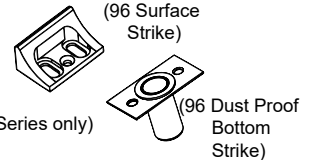
Special NOTE: Specify EU2W trim for Hollow Metal Door, fits doors with minimum 4" (or greater) stile

NOTE: Devices are shipped RHR unless specified LHR (Field Reversible)

DEVICE COMES STANDARD WITH:

Rod Covers
Same finish, device exterior (except 628 finish which includes stainless steel cover, pushpad and endcap)
EC1 Ramped Endcap - Heavy Duty
Hex Dogging

36" Device for 3-foot doors
84" Rods for 7-foot doors
96 Surface Strike
96 Dustproof Bottom Strike (50 Series only)
Extended Extrusion



OPTIONS

NOTE:
For all trim information and graphics see page 20

| | |
|--|------------------------------------|
| F Fire Rated - Specify prefix F (ex. F5001) - Fire pin included for F51 Series Only | Add \$150 |
| H Hurricane Rated - Specify prefix H (ex. H5001) | Add \$75 |
| FH Fire Rated/Hurricane Rated - Specify prefix FH (ex. FH5001) | Add \$225 |
| W Weatherized (Mechanical only - For weatherized electrified functions, see Electrified Options) | Add \$200 |
| For Electrified Options see pages 51-59 | |
| Custom lengths - Specify size (min. 24" to max. 48") | Add \$75 |
| NOTE: See Electrified Options for availability on devices shorter than 30", certain sizes come with EC2 endcap | |
| 48" Add for 4-foot door width | Add \$31 |
| 96" Add for 8-foot door height | Add \$30 |
| 120" Add for 10-foot door height | Add \$100 |
| EC2 Flush Endcap | No charge when ordered with device |
| AM Antimicrobial (AM coating applied to pushpad only) | Add \$60 |
| SN1 Sex Nuts / Throughbolts (50 device with trim requires 3 sets / 50 device only requires 4 sets) | \$21 PER SET |
| (51 device with trim requires 2 sets / 51 device only requires 3 sets) | |
| KS Keystop Installed (alarm always armed when key removed) | Add \$8 |
| SLR Silent Pushpad Return | Add \$80 |
| CD Cylinder Dogging | No charge when ordered with device |
| LD Less Dogging | No charge when ordered with device |









NOTE - Cylinders not included. Products on this page can be ordered with cylinders (C65) or Interchangeable core housings (IC7) pre-installed at Detex prior to shipping (See page 65).








NOTE - Application NOTE for 2' device (Available on Surface Vertical Device. Will ship less UL Fire label):

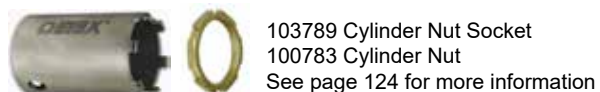
When vertical rod devices are used on both doors of a pair, operation of the inactive door (smaller door) will not disengage the active door, creating a potential safety issue for those using the inactive door during an emergency.

PLATES AND PULL TRIMS

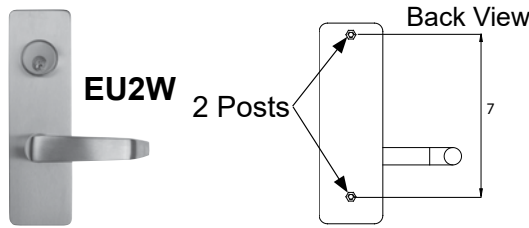
| WS Trim for 40/50/51 Series Devices | | | CN Trim for 40/50/51 Series Devices S Handle | | | | |
|--|------------------------|------|---|---------------|-------------|-------------|----------------------------|
|  03WS | | |  01CN  02CN  03CN | | | | |
| Antimicrobial (AM) - Add \$60 | | | Finishes | | | | |
| Function | Description | Trim | 626 | 630 (Std.) | 693, 695 | 606, 612 | 605, 611, 613, 625, 629 |
| 03* | Key retracts latch | WS** | \$174 | N/A | \$195 | \$262 | \$281 |
| 01 | Exit only, cover plate | CN | N/A | \$247 | \$311 | \$311 | \$311 |
| 02 | Dummy pull | CN | N/A | \$377 | \$444 | \$400 | \$400 |
| 03* | Key retracts latch | CN | N/A | \$390 | \$544 | \$458 | \$458 |
| * Rim cylinder not included (order separately - see page 65) | | | RC65   IC7R | | | | |
| ** WS Trim - Not available in Stainless Steel (630) - Specify 625 or 626 (626 - same price as 630) | | | | | | | |

LEVER TRIMS

| DN Trims for 40/50/51 Series Devices | | | | | | | | | |
|--|--|--|-----------|---|-------------|---|------------------------------------|--|--|
|  08DN 09DN | |  02DN 14DN | |  S Lever (Std.) | |  T Lever | |  U Lever | |
| Lever Switch (LS) - Add \$275 • Knurling (KN) - Add \$80 • Antimicrobial (AM) - Add \$60 | | | | | | | | | |
| | | | | Finishes | | | | | |
| Function | Description | Trim | Lever | 626 (Std.) | 693, 695 | 606, 612 | 605, 611, 613, 625 ^α | | |
| 01 | Blank Escutcheon | DN | N/A | \$520 | \$562 | \$589 | \$634 | | |
| 02 | Dummy lever | DN | S, T or U | \$520 | \$562 | \$589 | \$634 | | |
| 08* | Key locks/unlocks lever | DN | S, T or U | \$618 | \$733 | \$755 | \$778 | | |
| 09* | Lever trim active by key; locked when key removed | DN | S, T or U | \$618 | \$733 | \$755 | \$778 | | |
| 14 | Lever always active | DN | S, T or U | \$618 | \$733 | \$755 | \$778 | | |
| For Vandal Resistant Lever, for use on Hollow Metal Doors or doors with minimum 4" stile, specify suffix 2W (example: 08D2W). See page 72 for more information. | | | | | | | | | |
| * Mortise cylinder not included (order separately - see page 65) | | | | | | | | | |
| ^α Use 625 finish for lever trim to match 629 exit device finish. | | | | | | | | | |
| NOTE: Lever Trims are shipped RHR unless specified LHR (02, 08, 09 and 14 are Field Reversible) | | | | | | | | | |
| MC65   IC7 | | | | | | | | | |



EU2W Electrified Lever Trim for 40/50/51 Series Devices



Special NOTE: Specify EU2W trim for Hollow Metal Door, fits doors with minimum 4" (or greater) stile

| Function | Description | Trim | Lever | Finishes | | | |
|--|--------------------------------------|------|-----------|------------|----------|----------|---------------------------------|
| | | | | 626 (Std.) | 693, 695 | 606, 612 | 605, 611, 613, 625 ^Ω |
| EU2W* | Electric Lock/Unlock Wide Escutcheon | EU2W | S, T or U | \$1,277 | \$1,288 | \$1,303 | \$1,330 |
| (For EU2W specify Fail Secure [FSE - std.] or Fail Safe [FSA] and specify handing - not field reversible) | | | | | | | |
| * Mortise cylinder not included (order separately - see page 65) ^Ω Use 625 finish for lever trim to match 629 exit device finish. NOTE: Lever Trims are shipped RHR unless specified LHR | | | | | | | |

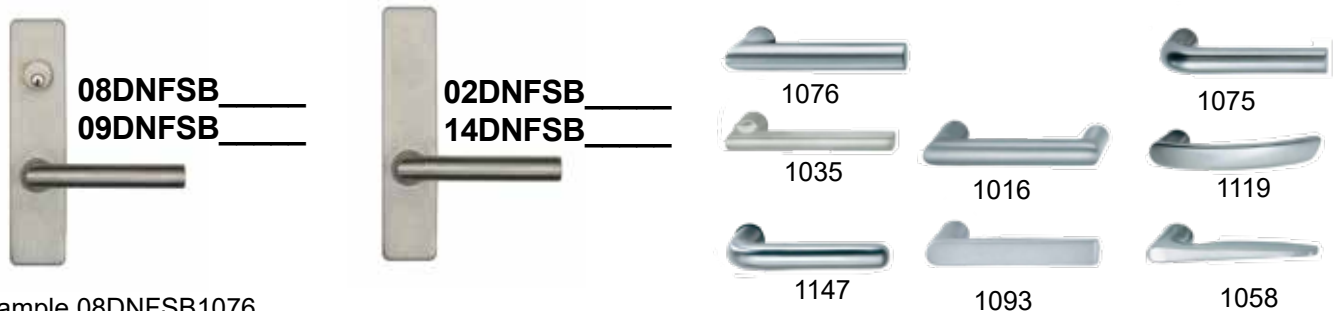


Also available 12VDC - Specify 12VDC Lever Switch (LS) - Add \$275 • Knurling (KN) - Add \$80 • Antimicrobial (AM) - Add \$60

FSB LEVERS



Narrow Stile FSB Levers For Use With 40/50/51 Series (long lead times apply)



Example 08DNFSB1076

| Function | Description | Trim | Lever | Finishes | | | |
|----------|--|------|----------|------------|----------|----------|--------------------|
| | | | | 630 (Std.) | 693, 695 | 606, 612 | 605, 611, 613, 629 |
| 02 | Dummy lever | DN | FSB____† | \$1,030 | | | |
| 08* | Key locks/unlocks lever | DN | FSB____† | \$1,074 | | | |
| 09* | Key unlocks lever; locked when key removed | DN | FSB____† | \$1,074 | | | |
| 14 | Lever always active | DN | FSB____† | \$1,074 | | | |

Contact factory for special pricing and extended lead times.

FSB Lever Trims available in 630 / US32D Brushed Stainless Steel finish only


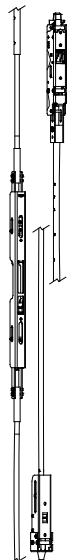
* Mortise cylinder not included (order separately - see page 65)

NOTE: Lever Trims are shipped RHR unless specified LHR (02, 08, 09 and 14 are Field Reversible)

† To order, use FSB then 4-letter designator. (Example: FSB1076)



60/61 SERIES CONCEALED VERTICAL ROD (NARROW STILE FOR ALUMINUM DOOR)



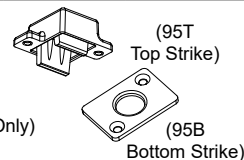
| | Top & Bottom Rod Device | Top Rod Only Device | Finishes | | | | |
|-------------------------|---|----------------------|------------|---------|----------|----------|--------------------|
| | | | 630 (Std.) | 628 | 693, 695 | 606, 612 | 605, 611, 613, 629 |
| Device Only - Exit Only | 60 | 61 | \$3,363 | \$2,927 | \$3,171 | \$3,702 | \$4,066 |
| | Outside Function | Device/Function/Trim | 630/630 | 628/630 | | | |
| Device with pull trim | 01 Exit only, cover plate | 6001CNV 6101CNV | \$3,610 | \$3,174 | \$3,441 | \$3,972 | \$4,336 |
| | 01 Dummy pull trim | 6002CNV 6102CNV | \$3,695 | \$3,259 | \$3,572 | \$4,103 | \$4,467 |
| | | 6002WP 6102WP | \$3,639 | \$3,203 | N/A | N/A | N/A |
| Device with lever trim | 03 Key Retracts Latch cylinder trim | 6003R 6103R | \$3,788 | \$3,352 | N/A | N/A | N/A |
| | 03 Key Retracts latch pull trim | 6003CNV 6103CNV | \$3,833 | \$3,397 | \$3,663 | \$4,194 | \$4,558 |
| | | | 630/626 | 628/626 | | | |
| | 01 Blank Escutcheon | 6001DNV 6101DNV | \$3,997 | \$3,561 | \$3,809 | \$4,340 | \$4,833 |
| | 02 Dummy Lever Trim | 6002DNV 6102DNV | \$3,997 | \$3,561 | \$3,809 | \$4,340 | \$4,833 |
| | 08 Key Locks/Unlocks Lever | 6008DNV 6108DNV | \$4,103 | \$3,667 | \$3,938 | \$4,548 | \$4,927 |
| | 09 Key Unlocks Lever; Locked when key removed | 6009DNV 6109DNV | \$4,103 | \$3,667 | \$3,938 | \$4,548 | \$4,927 |
| | 14 Outside Lever Always Active | 6014DNV 6114DNV | \$4,103 | \$3,667 | \$3,938 | \$4,548 | \$4,927 |

NOTE: Devices are shipped RHR unless specified LHR (Field Reversible)

DEVICE COMES STANDARD WITH:

Same finish, device exterior (except 628 finish which includes stainless steel cover, pushpad and endcap)
 EC1 Ramped Endcap - Heavy Duty
 Hex Dogging

36" Device for 3-foot doors
 80" - 96" Fits 6'8" to 8' doors
 95T Top Strike
 95B Bottom Strike (60 Series Only)



OPTIONS

F Fire Rated (3 Hour) with steel door - Specify prefix F (ex. F6001) - Fire pin included for F61 Series Only Add \$150

For Electrified Options see pages 51-59

Custom lengths - Specify size (min. 24" to max. 48") Add \$75

NOTE: See Electrified Options for availability on devices shorter than 30", certain sizes come with EC2 endcap

48" Add for 4-foot door width Add \$31

120" Add for door height 97" to 120" (10 ft.) Add \$100

EC2 Flush Endcap No charge when ordered with device

AM Antimicrobial (AM coating applied to pushpad only) Add \$60

SN1 Sex Nuts / Throughbolts (Device with trim requires 1 set long / Device only requires 1 set long, 1 set short) \$21 PER SET

KS Keystop Installed (alarm always armed when key removed) Add \$8

SLR Silent Pushpad Return Add \$80

CD Cylinder Dogging No charge when ordered with device

LD Less Dogging No charge when ordered with device


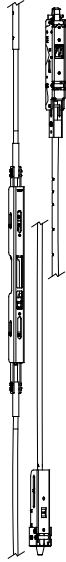
NOTE - Cylinders not included. Products on this page can be ordered with cylinders (C65) or Interchangeable core housings (IC7) pre-installed at Detex prior to shipping (See page 65).



(EC2 Endcap)



(EC1 Endcap)



| | (62 Series shown) | Top & Bottom Rod Device | Top Rod Only Device | Finishes | | | | |
|------------------------|---|-----------------------------|---------------------|----------------|----------------|----------|----------|--------------------|
| | | | | 630 (Std.) | 628 | 693, 695 | 606, 612 | 605, 611, 613, 629 |
| | Device Only - Exit Only | 62 | 63 | \$3,363 | \$2,927 | \$3,171 | \$3,702 | \$4,066 |
| | Outside Function | Device/Function/Trim | | 630/630 | 628/630 | | | |
| Device with pull trim | 01 Exit only, cover plate | 6201CNV | 6301CNV | \$3,610 | \$3,174 | \$3,441 | \$3,972 | \$4,336 |
| | 01 Dummy pull trim | 6202CNV | 6302CNV | \$3,695 | \$3,259 | \$3,572 | \$4,103 | \$4,467 |
| | | 6202WP | 6302WP | \$3,639 | \$3,203 | N/A | N/A | N/A |
| | 03 Key Retracts Latch cylinder trim | 6203R | 6303R | \$3,788 | \$3,352 | N/A | N/A | N/A |
| | 03 Key Retracts latch pull trim | 6203CNV | 6303CNV | \$3,833 | \$3,397 | \$3,663 | \$4,194 | \$4,558 |
| | | | | 630/626 | 628/626 | | | |
| Device with lever trim | 01 Blank Escutcheon | 6201DNV | 6301DNV | \$3,997 | \$3,561 | \$3,809 | \$4,340 | \$4,833 |
| | 02 Dummy Lever Trim | 6202DNV | 6302DNV | \$3,997 | \$3,561 | \$3,809 | \$4,340 | \$4,833 |
| | 08 Key Locks/Unlocks Lever | 6208DNV | 6308DNV | \$4,103 | \$3,667 | \$3,938 | \$4,548 | \$4,927 |
| | 09 Key Unlocks Lever; Locked when key removed | 6209DNV | 6309DNV | \$4,103 | \$3,667 | \$3,938 | \$4,548 | \$4,927 |
| | 14 Outside Lever Always Active | 6214DNV | 6314DNV | \$4,103 | \$3,667 | \$3,938 | \$4,548 | \$4,927 |

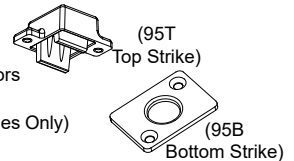
NOTE:
For all trim information and graphics see page 24

NOTE: Devices are shipped RHR unless specified LHR (Field Reversible)

DEVICE COMES STANDARD WITH:

Same finish, device exterior (except 628 finish which includes stainless steel cover, pushpad and endcap)
36" Device for 3-foot doors
EC1 Ramped Endcap - Heavy Duty
NOTE: Fits 3-1/2" stile door

Hex Dogging
80" - 96" Fits 6'8" to 8' doors
95T Top Strike
95B Bottom Strike (62 Series Only)



OPTIONS

F Fire Rated (3 Hour) - Specify prefix F (ex. F6201) - Fire pin included for F63 Series Only Add \$150

For Electrified Options see pages 51-59

Custom lengths - Specify size (min. 24" to max. 48") Add \$75

NOTE: See Electrified Options for availability on devices shorter than 30", certain sizes come with EC2 endcap

48" Add for 4-foot door width Add \$31

120" Add for door height 97" to 120" (10 ft.) Add \$100

EC2 Flush Endcap No charge when ordered with device

AM Antimicrobial (AM coating applied to pushpad only) Add \$60

SN1 Sex Nuts / Throughbolts (Device with trim requires 1 set long / Device only requires 1 set long, 1 set short) \$21 PER SET

KS Keystop Installed (alarm always armed when key removed) Add \$8

SLR Silent Pushpad Return Add \$80

CD Cylinder Dogging No charge when ordered with device

LD Less Dogging No charge when ordered with device

NOTE - Cylinders not included. Products on this page can be ordered with cylinders (C65) or Interchangeable core housings (IC7) pre-installed at Detex prior to shipping (See page 65).








(EC2 Endcap)



(EC1 Endcap)






PLATES AND PULL TRIMS

| R Trim for 60 Series Devices | | WP Trim for 60 Series Devices | CNV Narrow Stile Trim for 62/63 Series Devices Only - S Handle | | | |
|---|------------------------|--|---|---|---|--------------------|
|  03R | |  02WP |  01CNV |  02CNV |  03CNV | |
| Antimicrobial (AM) - Add \$60 | | | Finishes | | | |
| Function | Description | Trim | 630 (Std.) | 693, 695 | 606, 612 | 605, 611, 613, 629 |
| 03* | Key retracts latch | R | \$425 | N/A | N/A | N/A |
| 02 | Dummy pull (wire) | WP | \$276 | N/A | N/A | N/A |
| 01 | Exit only, cover plate | CNV | \$247 | \$270 | \$270 | \$270 |
| 02 | Dummy pull | CNV | \$332 | \$401 | \$401 | \$401 |
| 03* | Key retracts latch | CNV | \$470 | \$492 | \$492 | \$492 |

* Rim cylinder not included (order separately - see page 65)

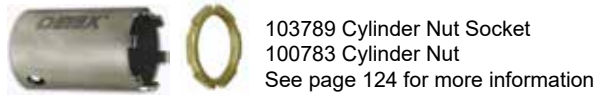
LEVER TRIMS



| DNV Narrow Stile Trim - for 60 Series Device | | | | | | | |
|---|---|---|-----------|--|--|---|---------------------------------|
|  08DNV 09DNV | |  02DNV 14DNV | |  S Lever (Std.) |  T Lever |  U Lever | |
| Lever Switch (LS) - Add \$275 • Knurling (KN) - Add \$80 • Antimicrobial (AM) - Add \$60 | | | | | | | |
| | | | | Finishes | | | |
| Function | Description | Trim | Lever | 626 (Std.) | 693, 695 | 606, 612 | 605, 611, 613, 625 ^Ω |
| 01 | Blank Escutcheon | DNV | S, T or U | \$634 | \$638 | \$638 | \$767 |
| 02 | Dummy lever | DNV | S, T or U | \$634 | \$638 | \$638 | \$767 |
| 08* | Key locks/unlocks lever | DNV | S, T or U | \$740 | \$767 | \$846 | \$861 |
| 09* | Lever trim active by key; locked when key removed | DNV | S, T or U | \$740 | \$767 | \$846 | \$861 |
| 14 | Lever always active | DNV | S, T or U | \$740 | \$767 | \$846 | \$861 |

* Mortise cylinder not included (order separately - see page 65)
^ΩUse 625 finish for lever trim to match 629 exit device finish.

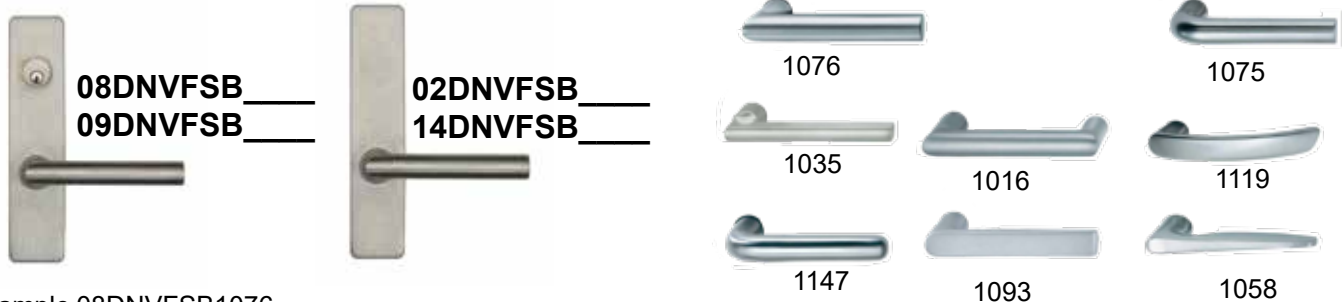
NOTE: Lever Trims are shipped RHR unless specified LHR (02, 08, 09 and 14 are Field Reversible)





FSB LEVERS

Narrow Stile FSB Levers For Use With 60/61/62/63 Series (long lead times apply)



Example 08DNVFSB1076

| Function | Description | Trim | Lever | Finishes | | | |
|----------|--|------|--------------|------------|--|----------|--------------------|
| | | | | 630 (Std.) | 693, 695 | 606, 612 | 605, 611, 613, 629 |
| 02 | Dummy lever | DNV | FSB_ _ _ _ † | \$1,052 | | | |
| 08* | Key locks/unlocks lever | DNV | FSB_ _ _ _ † | \$1,099 | Contact factory for special pricing and extended lead times. | | |
| 09* | Key unlocks lever; locked when key removed | DNV | FSB_ _ _ _ † | \$1,099 | | | |
| 14 | Lever always active | DNV | FSB_ _ _ _ † | \$1,099 | | | |

(For EU specify Fail Secure [FSE - std.] or Fail Safe [FSA] and specify handing - not field reversible)

FSB Lever Trims available in 630 / US32D Brushed Stainless Steel finish only

* Mortise cylinder not included (order separately - see page 65)

NOTE: Lever Trims are shipped RHR unless specified LHR (02, 08, 09 and 14 are Field Reversible)


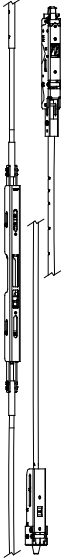
† To order, use FSB then 4-letter designator. (Example: FSB1076)

LS Lever Switch available - Add \$275

Knurling available - Add \$80

Antimicrobial available - Add \$60





(70 Series shown)

| | | Top & Bottom Rod Device | Top Rod Only Device | Finishes | | | | |
|-------------------------|---|-------------------------|---------------------|------------|----------------|----------------|----------|--------------------|
| | | | | 630 (Std.) | 628 | 693, 695 | 606, 612 | 605, 611, 613, 629 |
| Device Only - Exit Only | | 70 | 71 | \$3,274 | \$2,917 | \$3,161 | \$3,541 | \$3,990 |
| Outside Function | | Device/Function/Trim | | 630/630 | 628/630 | | | |
| Device with pull trim | 01 Exit only, cover plate | 7001CV | 7101CV | \$3,520 | \$3,163 | \$3,424 | \$3,804 | \$4,253 |
| | 02 Dummy pull trim | 7002CV | 7102CV | \$3,606 | \$3,249 | \$3,562 | \$3,942 | \$4,391 |
| | | 7002WP | 7102WP | \$3,551 | \$3,194 | N/A | N/A | N/A |
| | 03 Key Retracts Latch pull trim | 7003CV | 7103CV | \$3,705 | \$3,348 | \$3,650 | \$4,030 | \$4,479 |
| | 03 Key Retracts Latch cylinder trim | 7003WSV | 7103WSV | \$3,594 | \$3,237 | \$3,500 | \$3,895 | \$4,378 |
| | | | | | 630/626 | 628/626 | | |
| Device with lever trim | 01 Blank Escutcheon | 7001DV | 7101DV | \$3,882 | \$3,525 | \$3,809 | \$4,189 | \$4,678 |
| | 02 Dummy Lever Trim | 7002DV | 7102DV | \$3,882 | \$3,525 | \$3,809 | \$4,189 | \$4,678 |
| | 08 Key Locks/Unlocks Lever | 7008DV | 7108DV | \$3,960 | \$3,603 | \$3,937 | \$4,323 | \$4,795 |
| | 09 Key Unlocks Lever; Locked when key removed | 7009DV | 7109DV | \$3,960 | \$3,603 | \$3,937 | \$4,323 | \$4,795 |
| | 14 Lever Always Active | 7014DV | 7114DV | \$3,960 | \$3,603 | \$3,937 | \$4,323 | \$4,795 |
| | EU Electric Lock/Unlock | 70EUV | 71EUV | \$4,745 | \$4,388 | \$4,564 | \$5,129 | \$5,578 |

NOTE: Devices are shipped RHR unless specified LHR (Field Reversible)
For Top Rod Only Device specify 71 (example 7101CV)
For high-security or high-traffic doors, 2" solid-core door recommended

DEVICE COMES STANDARD WITH:

Same finish, device exterior (except 628 finish which includes stainless steel cover, pushpad and endcap)
 36" Device for 3-foot doors
 EC1 Ramped Endcap - Heavy Duty

Hex Dogging
 80" - 96" Fits 6'8" to 8' doors
 95T Top Strike
 95B Bottom Strike (70 Series Only)



OPTIONS

F Fire Rated (90 minutes) - Specify prefix F (ex. F101) - Fire pin included for F71 only Add \$150

For Electrified Options see pages 51-59

48" Add for 4-foot door width Add \$31

Custom lengths - Specify size (min. 24" to max. 48") Add \$75

NOTE: See Electrified Options for availability on devices shorter than 30", certain sizes come with EC2 endcap

120" Add for door height 97" to 120" (10 ft.) Add \$100

EC2 Flush Endcap No charge when ordered with device

AM Antimicrobial (AM coating applied to pushpad only) Add \$60

SN1 Sex Nuts / Throughbolts (Device with trim requires 1 set / Device only requires 3 sets) \$21 PER SET

KS Keystop Installed (alarm always armed when key removed) Add \$8

SLR Silent Pushpad Return Add \$80

CD Cylinder Dogging No charge when ordered with device

LD Less Dogging No charge when ordered with device

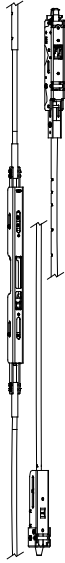
NOTE - Cylinders not included. Products on this page can be ordered with cylinders (C65) or interchangeable core housings (IC7) pre-installed at Detex prior to shipping (See page 65).



(EC2 Endcap)



(EC1 Endcap)



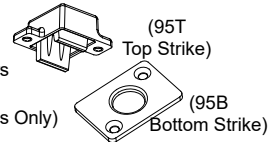
| (80 Series shown) | | Top & Bottom Rod Device | Top Rod Only Device | Finishes | | | | |
|-------------------------|---|-------------------------|---------------------|------------|---------|----------|----------|--------------------|
| | | | | 630 (Std.) | 628 | 693, 695 | 606, 612 | 605, 611, 613, 629 |
| Device Only - Exit Only | | 80 | 81 | \$3,274 | \$2,917 | \$3,161 | \$3,541 | \$3,990 |
| | | Device/Function/Trim | | 630/630 | 628/630 | | | |
| Device with pull trim | 01 Exit only, cover plate | 8001CV | 8101CV | \$3,520 | \$3,163 | \$3,424 | \$3,804 | \$4,253 |
| | 02 Dummy pull trim | 8002CV | 8102CV | \$3,606 | \$3,249 | \$3,562 | \$3,942 | \$4,391 |
| | | 8002WP | 8102WP | \$3,551 | \$3,194 | N/A | N/A | N/A |
| | 03 Key Retracts Latch pull trim | 8003CV | 8103CV | \$3,705 | \$3,348 | \$3,650 | \$4,030 | \$4,479 |
| | 03 Key Retracts Latch cylinder trim | 8003WSV | 8103WSV | \$3,594 | \$3,237 | \$3,500 | \$3,895 | \$4,378 |
| | | | | 630/626 | 628/626 | | | |
| Device with lever trim | 01 Blank Escutcheon | 8001DV | 8101DV | \$3,882 | \$3,525 | \$3,809 | \$4,189 | \$4,678 |
| | 02 Dummy Lever Trim | 8002DV | 8102DV | \$3,882 | \$3,525 | \$3,809 | \$4,189 | \$4,678 |
| | 08 Key Locks/Unlocks Lever | 8008DV | 8108DV | \$3,960 | \$3,603 | \$3,937 | \$4,323 | \$4,795 |
| | 09 Key Unlocks Lever; Locked when key removed | 8009DV | 8109DV | \$3,960 | \$3,603 | \$3,937 | \$4,323 | \$4,795 |
| | 14 Lever Always Active | 8014DV | 8114DV | \$3,960 | \$3,603 | \$3,937 | \$4,323 | \$4,795 |
| | EU Electric Lock/Unlock | 80EUV | 81EUV | \$4,745 | \$4,388 | \$4,564 | \$5,129 | \$5,578 |

**NOTE: Devices are shipped RHR unless specified LHR (Field Reversible)
For Top Rod Only Device specify 81 (example 8101CV)**

DEVICE COMES STANDARD WITH:

Same finish, device exterior (except 628 finish which includes stainless steel cover, pushpad and endcap)
36" Device for 3-foot doors
EC1 Ramped Endcap - Heavy Duty

Hex Dogging
80" - 96" Fits 6'8" to 8' doors
95T Top Strike
95B Bottom Strike (80 Series Only)



OPTIONS

F Fire Rated (3 Hour) - Specify prefix F (ex. F8001) - Fire pin included for F81 Series Only Add \$150

For Electrified Options see pages 51-59

48" Add for 4-foot door width Add \$31
Custom lengths - Specify size (min. 24" to max. 48") Add \$75

NOTE: See Electrified Options for availability on devices shorter than 30", certain sizes come with EC2 endcap

120" Add for door height 97" to 120" (10 ft.) Add \$100
EC2 Flush Endcap No charge when ordered with device

AM Antimicrobial (AM coating applied to pushpad only) Add \$60
SN1 Sex Nuts / Throughbolts (Device with trim requires 1 set / Device only requires 3 sets) \$21 PER SET
KS Keystop Installed (alarm always armed when key removed) Add \$8
SLR Silent Pushpad Return Add \$80

CD Cylinder Dogging No charge when ordered with device
LD Less Dogging No charge when ordered with device

NOTE - Cylinders not included. Products on this page can be ordered with cylinders (C65) or Interchangeable core housings (IC7) pre-installed at Detex prior to shipping (See page 65).

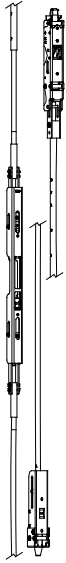
NOTE:
For all trim information and graphics see page 30



(EC2 Endcap)



(EC1 Endcap)



| | Top & Bottom Rod Device | Top Rod Only Device | Finishes | | | | |
|-------------------------------------|---|----------------------|------------|---------|----------|----------|--------------------|
| | | | 630 (Std.) | 628 | 693, 695 | 606, 612 | 605, 611, 613, 629 |
| Device Only - Exit Only | 82 | 83 | \$3,274 | \$2,917 | \$3,161 | \$3,541 | \$3,990 |
| | Outside Function | Device/Function/Trim | 630/630 | 628/630 | | | |
| Device with pull trim | 01 Exit only, cover plate | 8201CV 8301CV | \$3,520 | \$3,163 | \$3,424 | \$3,804 | \$4,253 |
| | 02 Dummy pull trim | 8202CV 8302CV | \$3,606 | \$3,249 | \$3,562 | \$3,942 | \$4,391 |
| | | 8202WP 8302WP | \$3,551 | \$3,194 | N/A | N/A | N/A |
| | 03 Key Retracts Latch pull trim | 8203CV 8303CV | \$3,705 | \$3,348 | \$3,650 | \$4,030 | \$4,479 |
| 03 Key Retracts Latch cylinder trim | 8203WSV 8303WSV | \$3,594 | \$3,237 | \$3,500 | \$3,895 | \$4,378 | |
| | | | 630/626 | 628/626 | | | |
| Device with lever trim | 01 Blank Escutcheon | 8201DV 8301DV | \$3,882 | \$3,525 | \$3,809 | \$4,189 | \$4,678 |
| | 02 Dummy Lever Trim | 8202DV 8302DV | \$3,882 | \$3,525 | \$3,809 | \$4,189 | \$4,678 |
| | 08 Key Locks/Unlocks Lever | 8208DV 8308DV | \$3,960 | \$3,603 | \$3,937 | \$4,323 | \$4,795 |
| | 09 Key Unlocks Lever; Locked when key removed | 8209DV 8309DV | \$3,960 | \$3,603 | \$3,937 | \$4,323 | \$4,795 |
| | 14 Lever Always Active | 8214DV 8314DV | \$3,960 | \$3,603 | \$3,937 | \$4,323 | \$4,795 |
| | EU Electric Lock/Unlock | 82EUV 83EUV | \$4,745 | \$4,388 | \$4,564 | \$5,129 | \$5,578 |

NOTE:

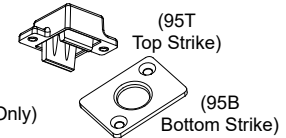
For all trim information and graphics see page 30

**NOTE: Devices are shipped RHR unless specified LHR (Field Reversible)
For Top Rod Only Device specify 83 (example 8301CV)**

DEVICE COMES STANDARD WITH:

Same finish, device exterior (except 628 finish which includes stainless steel cover, pushpad and endcap)
36" Device for 3-foot doors
EC1 Ramped Endcap - Heavy Duty

Hex Dogging
80" - 96" Fits 6'8" to 8' doors
95T Top Strike
95B Bottom Strike (80 Series Only)



OPTIONS

(N/C* - No charge when ordered with device)

F Fire Rated (3 Hour) - Specify prefix F (ex. F8201) - Fire pin included for F83 Series Only Add \$150

For Electrified Options see pages 51-59

48" Add for 4-foot door width Add \$31
Custom lengths - Specify size (min. 24" to max. 48") Add \$75

NOTE: See Electrified Options for availability on devices shorter than 30", certain sizes come with EC2 endcap

120" Add for door height 97" to 120" (10 ft.) Add \$100
EC2 Flush Endcap No charge when ordered with device

AM Antimicrobial (AM coating applied to pushpad only) Add \$60
SN1 Sex Nuts / Throughbolts (Device with trim requires 1 set / Device only requires 3 sets) \$21 PER SET
KS Keystop Installed (alarm always armed when key removed) Add \$8
SLR Silent Pushpad Return Add \$80

CD Cylinder Dogging No charge when ordered with device
LD Less Dogging No charge when ordered with device

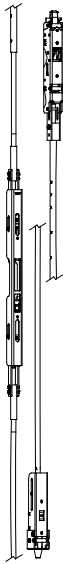
NOTE - Cylinders not included. Products on this page can be ordered with cylinders (C65) or Interchangeable core housings (IC7) pre-installed at Detex prior to shipping (See page 65).



(EC2 Endcap)



(EC1 Endcap)



| | Top & Bottom Rod Device | Finishes | | | | |
|---|-----------------------------|----------------|-----|----------|----------|--------------------|
| | | 630 (Std.) | 628 | 693, 695 | 606, 612 | 605, 611, 613, 629 |
| Device Only - Exit Only | 87 | \$4,319 | N/A | \$4,072 | \$4,726 | \$5,253 |
| | Device/Function/Trim | 630/630 | | | | |
| Device with pull trim | Outside Function | | | | | |
| 01 Exit only, cover plate | 8701CV | \$4,565 | N/A | \$4,335 | \$4,989 | \$5,516 |
| 02 Dummy pull trim | 8702CV | \$4,651 | N/A | \$4,473 | \$5,127 | \$5,654 |
| | 8702WP | \$4,596 | N/A | N/A | N/A | N/A |
| 03 Key Retracts Latch pull trim | 8703CV | \$4,750 | N/A | \$4,561 | \$5,215 | \$5,742 |
| 03 Key Retracts Latch cylinder trim | 8703WSV | \$4,639 | N/A | \$4,411 | \$5,080 | \$5,641 |
| | | 630/626 | | | | |
| Device with lever trim | | | | | | |
| 01 Blank Escutcheon | 8701DV | \$4,927 | N/A | \$4,720 | \$5,374 | \$5,941 |
| 02 Dummy Lever Trim | 8702DV | \$4,927 | N/A | \$4,720 | \$5,374 | \$5,941 |
| 08 Key Locks/Unlocks Lever | 8708DV | \$5,005 | N/A | \$4,848 | \$5,508 | \$6,058 |
| 09 Key Unlocks Lever; Locked when key removed | 8709DV | \$5,005 | N/A | \$4,848 | \$5,508 | \$6,058 |
| 14 Lever Always Active | 8714DV | \$5,005 | N/A | \$4,848 | \$5,508 | \$6,058 |
| EU Electric Lock/Unlock | 87EUV | \$5,790 | N/A | \$5,475 | \$6,314 | \$6,841 |

NOTE:
For all trim information and graphics see page 30



(EC2 Endcap)

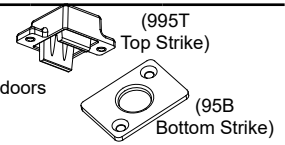


(EC1 Endcap)

DEVICE COMES STANDARD WITH:

Same finish, device exterior
36" Device for 3-foot doors
EC1 Ramped Endcap - Heavy Duty

Hex Dogging
80" - 96" Fits 6'8" to 8' doors
995T Top Strike
95B Bottom Strike



OPTIONS

T Tornado Rated (maximum 42" wide and 88" tall) Add \$75
F Fire Rated (Contact Factory) Add \$150

For Electrified Options see pages 51-59

48" Add for 4-foot door width Add \$31
Custom lengths - Specify size (min. 24" to max. 48") Add \$75

NOTE: See Electrified Options for availability on devices shorter than 30", certain sizes come with EC2 endcap






120" Add for door height 97" to 120" (10 ft.) Add \$100
EC2 Flush Endcap No charge when ordered with device

AM Antimicrobial (AM coating applied to pushpad only) Add \$60
SN1 Sex Nuts / Throughbolts (Device with trim requires 1 set / Device only requires 3 sets) \$21 PER SET
KS Keystop Installed (alarm always armed when key removed) Add \$8
SLR Silent Pushpad Return Add \$80

CD Cylinder Dogging (Cylinder Dogging and Hex Dogging not available with Tornado Rated Device - Contact factory for dogging options) No charge when ordered with device
LD Less Dogging No charge when ordered with device

NOTE - Cylinders not included. Products on this page can be ordered with cylinders (C65) or Interchangeable core housings (IC7) pre-installed at Detex prior to shipping (See page 65).






PLATES AND PULL TRIMS

| WSV Trim for 70/80 Series Devices | | WP Trim for 70/71/80/81/82/83/87 Series Devices | | CV Trim for 70/80 Series Devices S Handle | | | |
|---|------------------------|--|-------|--|----------|----------|-------------------------|
|  03WSV | |  02WP | |    01CV 02CV 03CV | | | |
| Antimicrobial (AM) - Add \$60 | | | | | | | |
| | | | | Finishes | | | |
| Function | Description | Trim | 626 | 630 (Std.) | 693, 695 | 606, 612 | 605, 611, 613, 625, 629 |
| 03* | Key retracts latch | WSV | \$320 | N/A | \$339 | \$354 | \$388 |
| 02 | Dummy pull (wire) | WP | N/A | \$277 | N/A | N/A | N/A |
| 01 | Exit only, cover plate | CV | N/A | \$246 | \$263 | \$263 | \$263 |
| 02 | Dummy pull | CV | N/A | \$332 | \$401 | \$401 | \$401 |
| 03* | Key retracts latch | CV | N/A | \$431 | \$489 | \$489 | \$489 |

* Rim cylinder not included (order separately - see page 65)



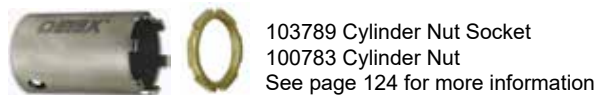
LEVER TRIMS

| DV Trim - for 70/71/80/81/82/83/87 Series Devices | | | | | | | |
|---|---|---|-----------|--|--|---|---------------------------------|
|  08DV 09DV | |  02DV 14DV | |  S Lever (Std.) |  T Lever |  U Lever | |
| Lever Switch (LS) - Add \$275 • Knurling (KN) - Add \$80 • Antimicrobial (AM) - Add \$60 | | | | | | | |
| | | | | Finishes | | | |
| Function | Description | Trim | Lever | 626 (Std.) | 693, 695 | 606, 612 | 605, 611, 613, 625 ^α |
| 01 | Blank Escutcheon | DV | S, T or U | \$608 | \$648 | \$648 | \$688 |
| 02 | Dummy lever | DV | S, T or U | \$608 | \$648 | \$648 | \$688 |
| 08* | Key locks/unlocks lever | DV | S, T or U | \$686 | \$776 | \$782 | \$805 |
| 09* | Lever trim active by key; locked when key removed | DV | S, T or U | \$686 | \$776 | \$782 | \$805 |
| 14 | Lever always active | DV | S, T or U | \$686 | \$776 | \$782 | \$805 |

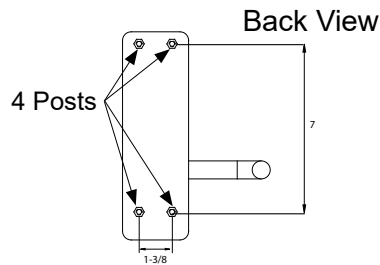
* Mortise cylinder not included (order separately - see page 65)

^αUse 625 finish for lever trim to match 629 exit device finish.

NOTE: Lever Trims are shipped RHR unless specified LHR (02, 08, 09 and 14 are Field Reversible)



EUV Electrified Lever Trim - for 70/71/80/81/82/83/87 Series Devices



| Function | Description | Trim | Lever | Finishes | | | |
|--|----------------------|------|-----------|------------|----------|----------|---------------------------------|
| | | | | 626 (Std.) | 693, 695 | 606, 612 | 605, 611, 613, 625 ^Ω |
| EU* | Electric Lock/Unlock | EUV | S, T or U | \$1,471 | \$1,403 | \$1,588 | \$1,588 |
| (For EU specify Fail Secure [FSE - std.] or Fail Safe [FSA] and specify handing - not field reversible) | | | | | | | |
| * Mortise cylinder not included (order separately - see page 65) ^Ω Use 625 finish for lever trim to match 629 exit device finish. NOTE: Lever Trims are shipped RHR unless specified LHR | | | | | | | |



Also available 12VDC - specify 12VDC

LS Lever Switch available - Add \$275
 Knurling available - Add \$80
 Antimicrobial available - Add \$60

FSB LEVERS



Wide Stile FSB Levers For Use With 70/71/80/81/82/83/87 Series (long lead times apply)



Example 08DVFSB1075

| Function | Description | Trim | Lever | Finishes | | | |
|---|---|------|----------|------------|--|----------|--------------------|
| | | | | 630 (Std.) | 693, 695 | 606, 612 | 605, 611, 613, 629 |
| 02 | Dummy lever | DV | FSB____† | \$1,052 | | | |
| 08* | Key locks/unlocks lever | DV | FSB____† | \$1,099 | | | |
| 09* | Key unlocks lever; locked when key removed | DV | FSB____† | \$1,099 | Contact factory for special pricing and extended lead times. | | |
| 14 | Lever always active | DV | FSB____† | \$1,099 | | | |
| EU* | Electric Lock/Unlock | DV | FSB____† | \$1,690 | | | |
| (For EU specify Fail Secure [FSE - std.] or Fail Safe [FSA] and specify handing - not field reversible) | | | | | | | |

FSB Lever Trims available in 630 / US32D Brushed Stainless Steel finish only

* Mortise cylinder not included (order separately - see page 65)

NOTE: Lever Trims are shipped RHR unless specified LHR (02, 08, 09 and 14 are Field Reversible)

† To order, use FSB then 4 letter designator. (Example: FSB1076)



00/05 SERIES NO LATCH RAIL (NO MOVING PARTS)



(EC1 Endcap)



(EC2 Endcap)

| Function | Device | Finishes | | | | |
|--|----------|------------|---------|----------|----------|--------------------|
| | | 630 (Std.) | 628 | 693, 695 | 606, 612 | 605, 611, 613, 629 |
| 00 Wide Stile, No moving parts, rail with 2 end caps | 0000 | \$987 | \$987 | \$992 | \$1,350 | \$1,455 |
| 05 Narrow Stile, No moving parts, rail with EC2 end caps | 0500xEC2 | \$1,179 | \$1,179 | \$1,198 | \$1,554 | \$1,658 |

01/04 SERIES NO LATCH DUMMY BAR (ACTIVE PUSHPAD)



01 Series



04 Series

| Device | Finishes | | | | | |
|---|------------|---------|----------|----------|--------------------|---------|
| | 630 (Std.) | 628 | 693, 695 | 606, 612 | 605, 611, 613, 629 | |
| 01 Active pushpad, std. head cover, no latch bolt | 01 | \$1,109 | \$1,109 | \$1,129 | \$1,485 | \$2,039 |
| 04 Active pushpad, narrow head cover, no latch bolt | 04 | \$1,254 | \$1,254 | \$1,276 | \$1,634 | \$2,182 |

| Outside Function | Device/Function/Trim | 630/630 | 628/630 | 693/695 | 606/612 | 605/611, 613, 629 |
|---|----------------------|---------|---------|---------|---------|-------------------|
| 01 Active pushpad, std. head cover, no latch bolt | 0101C | \$1,355 | \$1,355 | \$1,438 | \$1,794 | \$2,348 |
| | 0101W | \$1,308 | \$1,308 | \$1,356 | \$1,718 | \$2,272 |
| | 0102C | \$1,484 | \$1,484 | \$1,573 | \$1,884 | \$2,438 |
| | 0102D | \$1,654 | \$1,654 | \$1,717 | \$2,099 | \$2,699 |
| 04 Active pushpad, narrow head cover, no latch bolt | 0401CN | \$1,501 | \$1,501 | \$1,587 | \$1,945 | \$2,493 |
| | 0402CN | \$1,631 | \$1,631 | \$1,720 | \$2,034 | \$2,582 |
| | 0402DN | \$1,774 | \$1,774 | \$1,838 | \$2,223 | \$2,816 |

OPTIONS

| | Price |
|---|-----------|
| W Weatherized (Mechanical only - For weatherized electrified functions, see Electrified Options) For Electrified Options see pages 51-59 | Add \$200 |
| 48" Add for 4-foot door width | Add \$31 |
| Custom lengths - Specify size (min. 24" to max. 48") | Add \$75 |
| SLR Silent Pushpad Return (01 only) | Add \$80 |

NOTES

ADVANTEX® 10 SERIES (WIDE RIM)

RATING

For no rating, leave blank

H = Hurricane Rated

F = Fire Rated (Less/No Dogging

Only)

FH = Hurricane and Fire Rated

OUTSIDE TRIM / DEVICE FINISH

605 = Polished Brass (PVD)

606 = Brushed brass (PVD)

611 = Polished bronze (PVD)

612 = Brushed bronze (PVD)

613 = Oil rubbed bronze

625 = Polished chrome

626 = Brushed chrome (std. on

lever trims)

628 = Aluminum, powder coated

(device only)

629 = Polished stainless steel

630 = Brushed stainless steel

(std. on pull trims & device)

693 = Black, powder coated

695 = Dark bronze, powder coated

DOGGING FUNCTION

LD = Less/No dogging

HD = Hex key dogging

CD = Cylinder key dogging

PRE-INSTALLED CYLINDERS

If cylinders provided by others, leave blank

MC65 = Mortise Cylinder(s) 6pin/Keyed 5

IC7 = Mortise Cylinder(s) SFIC housing

IK7 = Mortise Cylinder(s) InstakKey housing

RC65 = Rim Cylinder(s) 6pin/Keyed 5

IC7R = Rim Cylinder(s) SFIC housing

IK7R = Rim Cylinder(s) InstakKey housing

ENDCAP

EC1 = Ramped endcap*

EC2 = Flush endcap

POWER TRANSFERS

For no power transfers, leave blank

FC3 = 3' Flex Conduit

FC-10 = 10' Flex Conduit

PTS = Power Transfer

EH8 = Electric Hinge

FASTENERS

For standard machine, wood & self-drilling

screws, leave blank

SN1 = Sex Nuts/

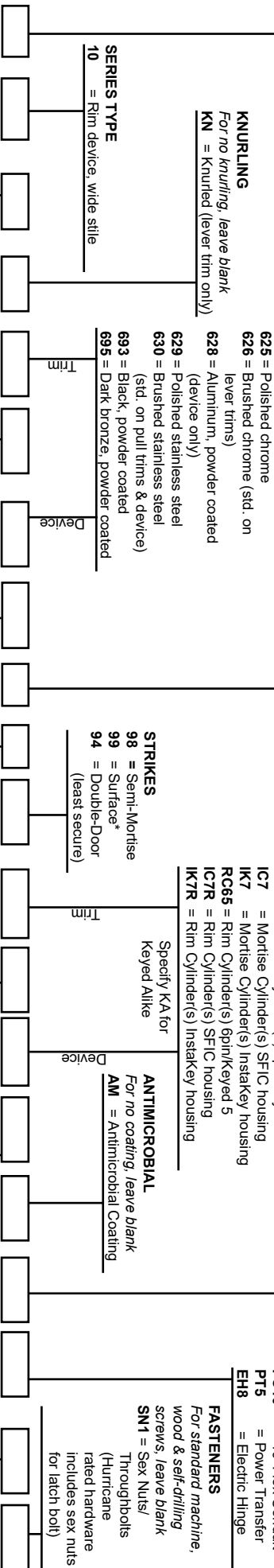
Throughbolts

(Hurricane

rated hardware

includes sex nuts

for latch bolt)



OUTSIDE TRIM FUNCTION

For no outside trim, leave blank

01C = Exit only, blank plate

01W = Exit only, wide blank plate - long

02C = Dummy pull trim

02Z = Inactive Vandal pull handle (handed)

03C = Key retracts latch, pull trim

03Z = Key retracts latch; vandal pull handle (handed)

03W = Key retracts latch; wide plate - long

03WS = Key retracts latch; plate - short

04D = Blank escutcheon

08D = Dummy lever trim

= Active lever, key locks / unlocks lever. Wide

lever handle (handed) (J, Q, S, T, U or

FSB 1076 lever***) (classroom)

= Lever trim active by key, locked when key

removed; Wide lever handle (handed) (J, Q, S,

T, U or FSB 1076 lever***) (storeroom)

= Double cylinder; Wide lever handle (handed)

(J, Q, S, T, U or FSB 1076 lever***)

= Active lever, no key cylinder; Wide lever

handle (handed) (J, Q, S, T, U or FSB 1076

lever***) (passage)

= Cylinder bracket kit; 03 only, plate & pull handle

by others required

= Electric Unlock Trim (24VDC & Fail Secure

[FSE] Std.) - Specify handling (not field

reversible). For 12VDC specify 12VDC. For Fail

Safe specify FSA

DOOR HANDING

RHR = Right hand reverse*

LHR = Left hand reverse

ELECTRIFIED FUNCTION

For no electrified function, leave blank

Select Arming Time and Auto Rearm

EA = Hardwired Electric Alarm

EA EX = Exit Alarm with Request To Exit

(Signal) Switch

EA EXV = Exit Alarm with Request To Exit

(3Amp Current) Switch

ED = Electric Dogging

EX = Request To Exit (Signal) Switch

EXV = Request To Exit (3Amp Current) Switch

EI = Electric Integration (logic controller

required)

ES = Electric Switching (dead latch &

OKC switches)

Delayed Egress

Select Arming Delay, Delayed Egress

Time and Silent Arming

EE = Delayed Egress

Power Supply for Delayed Egress

Cornes standard with 90-800 power supply

Single = (1) 90-800 w/o bat backup

Pair = (1) 90-800 w/o bat backup

Pair = (1) 90-800 w/o bat backup

Pair = (1) 90-800 w/o bat backup

Pair = (1) 90-800 w/o bat backup

Pair = (1) 90-800 w/o bat backup

Pair = (1) 90-800 w/o bat backup

Pair = (1) 90-800 w/o bat backup

Pair = (1) 90-800 w/o bat backup

Pair = (1) 90-800 w/o bat backup

Pair = (1) 90-800 w/o bat backup

Pair = (1) 90-800 w/o bat backup

Pair = (1) 90-800 w/o bat backup

Pair = (1) 90-800 w/o bat backup

Pair = (1) 90-800 w/o bat backup

Pair = (1) 90-800 w/o bat backup

Pair = (1) 90-800 w/o bat backup

Pair = (1) 90-800 w/o bat backup

Pair = (1) 90-800 w/o bat backup

Pair = (1) 90-800 w/o bat backup

Pair = (1) 90-800 w/o bat backup

Pair = (1) 90-800 w/o bat backup

Pair = (1) 90-800 w/o bat backup

Pair = (1) 90-800 w/o bat backup

Pair = (1) 90-800 w/o bat backup

Pair = (1) 90-800 w/o bat backup

Pair = (1) 90-800 w/o bat backup

DOOR WIDTH

24" wide door

30" wide door

36" wide door (3")*

LX = Latch Bolt Signal Switch

48" wide door (4')

LXV = Latch Bolt 3 Amp

Current Switch

SILENCER

For standard pushpad,

leave blank

SLR = Silent Latch &

Pushpad

Delayed Egress/Latch Retraction

EE ER = Delayed Egress with Electric

Latch Retraction

(silencer standard)

Required Power Supply / Controller for Delayed

Egress with Latch Retraction (EE ER)

Order/Sold Separately

Single EE ER = 84-800

Pair of EE ER = 85-800

One EE ER and One EE = 85-800 EE

One EE ER and One ER = 85-800 ER

One EE ER and One ER = 85-800 ER

One EE ER and One ER = 85-800 ER

One EE ER and One ER = 85-800 ER

One EE ER and One ER = 85-800 ER

One EE ER and One ER = 85-800 ER

One EE ER and One ER = 85-800 ER

One EE ER and One ER = 85-800 ER

One EE ER and One ER = 85-800 ER

One EE ER and One ER = 85-800 ER

One EE ER and One ER = 85-800 ER

One EE ER and One ER = 85-800 ER

One EE ER and One ER = 85-800 ER

One EE ER and One ER = 85-800 ER

One EE ER and One ER = 85-800 ER

One EE ER and One ER = 85-800 ER

One EE ER and One ER = 85-800 ER

One EE ER and One ER = 85-800 ER

One EE ER and One ER = 85-800 ER

One EE ER and One ER = 85-800 ER

One EE ER and One ER = 85-800 ER

One EE ER and One ER = 85-800 ER


One EE ER and One ER = 85-800 ER

Fire-rated trims must be fail safe (FSA)

**Other FSB levers available: 1016, 1035, 1058, 1075, 1093, 1119, 1147. FSB levers available in 630 finish only. See catalog pages for more information.

NOTE: * = default/standard

Also see online version at detex.com/hto



Detex products can expose you to chemicals including Chromium (hexavalent compounds) and Lead, which are known to the State of California to cause cancer and birth defects or other reproductive harm. For more information go to www.detex.com/pp065

April 22, 2020

ADVANTEX® 10XW SERIES (WIDE RIM, WEATHERIZED)



RATING

For no rating, leave blank
H = Hurricane Rated
F = Fire Rated (Less/No Dogging Only)
FH = Hurricane and Fire Rated

OUTSIDE TRIM / DEVICE FINISH

605 = Polished brass (PVD)
 606 = Brushed brass (PVD)
 611 = Polished bronze (PVD)
 612 = Brushed bronze (PVD)
 613 = Oil rubbed bronze
 625 = Polished chrome
 626 = Brushed chrome (std. on lever trims)
 628 = Aluminum, powder coated (device only)
 629 = Polished stainless steel
 630 = Brushed stainless steel (std. on pull trims & device)
 693 = Black, powder coated
 695 = Dark bronze, powder coated

DOGGING FUNCTION

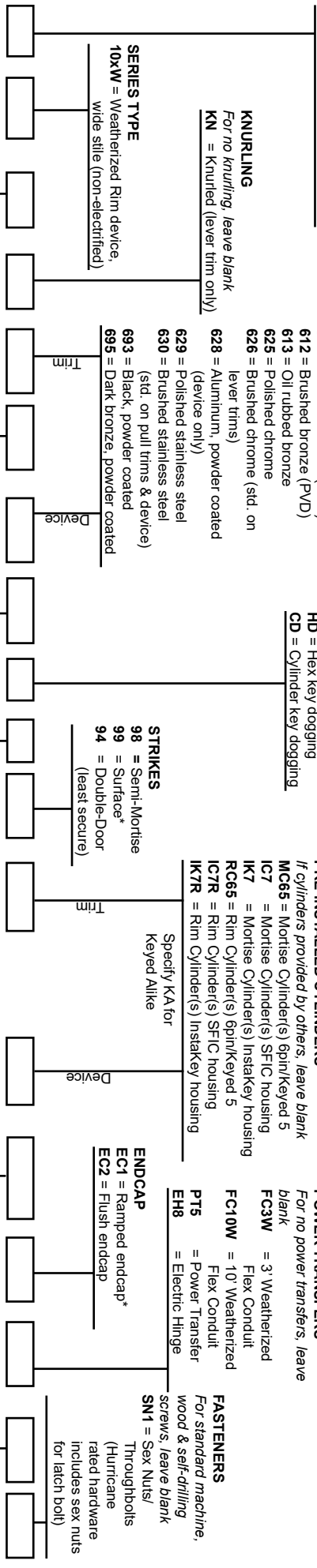
LD = Less/No dogging
 HD = Hex key dogging
 CD = Cylinder key dogging

POWER TRANSFERS

For no power transfers, leave blank
FC3W = 3" Weatherized Flex Conduit
FC10W = 10" Weatherized Flex Conduit
PTS = Power Transfer
EH8 = Electric Hinge

FASTENERS

For standard machine, wood & self-drilling screws, leave blank
SN1 = Sex Nuts/Throughbolts (Hurricane rated hardware includes sex nuts for latch bolt)



OUTSIDE TRIM FUNCTION

For no outside trim, leave blank
01C = Exit only, blank plate
01W = Exit only, wide blank plate - long
02C = Dummy pull trim
02Z = Inactive Vandal pull handle (handed)
03C = Key retracts latch, pull trim
03Z = Key retracts latch; Vandal pull handle (handed)
03WS = Key retracts latch; wide plate - long
03WS = Key retracts latch; plate - short
01D = Blank escutcheon
02D = Dummy lever trim
08D = Active lever, key locks / unlocks lever; Wide lever handle (handed) (J, Q, S, T, U or FSB1076 lever)**
09D = Lever trim active by key, locked when key removed; Wide lever handle (handed) (J, Q, S, T, U or FSB1076 lever)** (storeroom)
14D = Active lever, no key cylinder; Wide lever handle (handed) (J, Q, S, T, U or FSB1076 lever***) (passage)
CBK = Cylinder bracket kit, 03 only, plate & pull handle by others required
EU = Electric Unlock Trim (24VDC & Fail Secure [FSE] Std.) - Specify handling (not field reversible). For 12VDC specify 12VDC. For Fail Safe specify FSA

DOOR HANDING

RHR = Right hand reverse*
 LHR = Left hand reverse

ELECTRIFIED FUNCTION

For no electrified function, leave blank
Weatherized Alarms
 Select Arming Time and Auto Rearm
EB W = Electric Battery Operated Exit Alarm Weatherized
EB EX W = Electric Battery Operated Exit Alarm Weatherized with Request To Exit (Signal) Switch
EB EXV W = Electric Battery Operated Exit Alarm Weatherized with Request To Exit (3Amp Current) Switch
Weatherized Others
ER EX W = Electric Latch Retraction Switch (silencer standard)
EX W = Request To Exit (Signal) Switch Weatherized
EXV W = Request To Exit (3Amp Current) Switch Weatherized
WDE = Weatherized Delayed Egress (see EasyKis)

DOOR WIDTH

24" wide door
 30" wide door
 36" wide door (3")*
 48" wide door (4")

ENDCAP

EC1 = Ramped endcap*
 EC2 = Flush endcap

SILENCER

For standard pushpad, leave blank
SLR = Silent Latch & Pushpad

Fire-rated trims must be fail safe (FSA)

**Other FSB levers available: 1016, 1035, 1058, 1075, 1093, 1119, 1147. FSB levers available in 630 finish only. See catalog pages for more information.

NOTE: * = default/standard

Power Supply / Controller for Latch Retraction Only (ER EX W)

Order/Sold Separately
 Single = 81-800
 Pair = 82-800
 2 Independent Singles = 83-800

Also see online version at detex.com/hto

Detex products can expose you to chemicals including Chromium (hexavalent compounds) and Lead, which are known to the State of California to cause cancer and birth defects or other reproductive harm. For more information go to www.detex.com/pp065

ADVANTEX® 20/21 SERIES (WIDE SURFACE VERTICAL ROD)

RATING

For no rating, leave blank

H = Hurricane Rated

F = Fire Rated (Less/No Dogging)

Only - Fire pin included for F21

FH = Hurricane and Fire Rated

OUTSIDE TRIM / DEVICE FINISH

605 = Polished brass (PVD)

606 = Brushed brass (PVD)

611 = Polished bronze (PVD)

612 = Brushed bronze (PVD)

613 = Oil rubbed bronze

625 = Polished chrome

626 = Brushed chrome (std. on lever trims)

628 = Aluminum, powder coated (device only)

629 = Polished stainless steel

630 = Brushed stainless steel (std. on pull trims & device)

693 = Black, powder coated

695 = Dark bronze, powder coated

PRE-INSTALLED CYLINDERS

If cylinders provided by others, leave blank

MC65 = Mortise Cylinder(s) gbr/ik/eyed 5

IC7 = Mortise Cylinder(s) SFIC housing

IK7 = Mortise Cylinder(s) Instakey housing

RC65 = Rim Cylinder(s) gbr/ik/eyed 5

IC7R = Rim Cylinder(s) SFIC housing

IK7R = Rim Cylinder(s) Instakey housing

ANTIMICROBIAL

For no coating, leave blank

AM = Antimicrobial Coating

ENDCAP

EC1 = Rammed endcap*

EC2 = Flush endcap

FASTENERS

For standard machine, wood & self-drilling screws, leave blank

SN1 = Sex Nuts/Throughbolts

SILENCERS

For standard pushpad, leave blank

SLR = Silent Latch & Pushpad

DOGGING FUNCTION

LD = Less/No dogging

HD = Hex key dogging

CD = Cylinder key dogging

KEYSTOP

For no keystop, leave blank

KS = Keystop (Available with EA, EE, EE ER, EI functions)

STRIKES

97 = Surface

DOOR HEIGHT/SVR HEIGHT

For 84" door heights, leave blank

84" high door

96" high door

120" high door

DOOR WIDTH

24" wide door

30" wide door

36" wide door (3)*

48" wide door (4)

POWER TRANSFERS

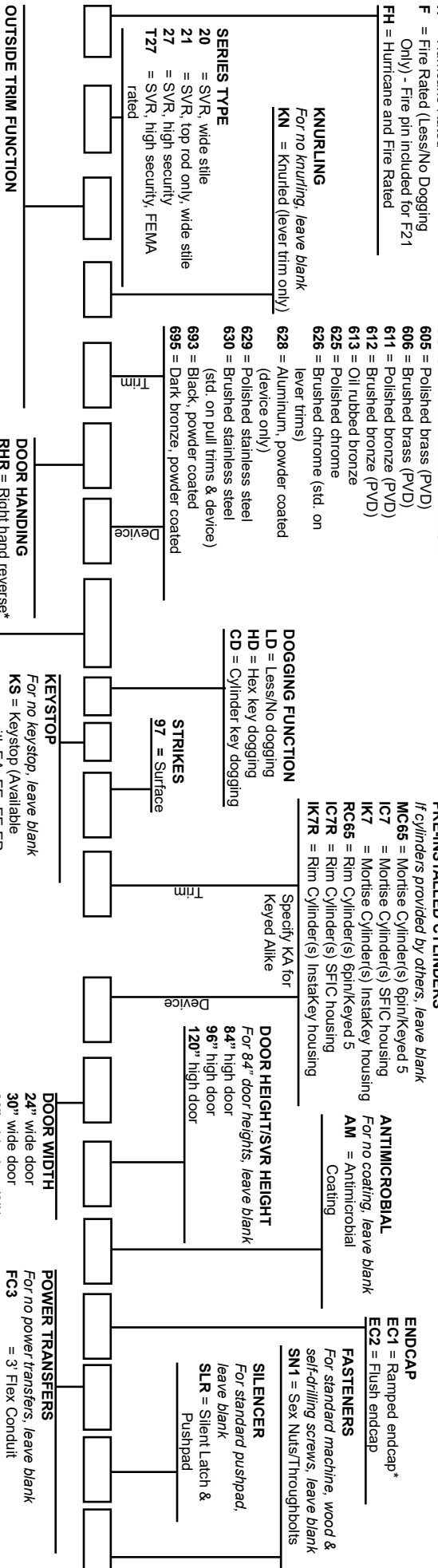
For no power transfers, leave blank

FC3 = 3' Flex Conduit

FC10 = 10' Flex Conduit

PTS = Power Transfer

EH8 = Electric Hinge



OUTSIDE TRIM FUNCTION

For no outside trim, leave blank

01C = Exit only, blank plate

01W = Dummy pull trim, Wide blank plate - long

02C = Dummy pull trim

02Z = Inactive Vandal pull handle (handed)

03C = Key retracts latch: pull trim

03Z = Key retracts latch: Vandal pull handle (handed)

03W = Key retracts latch: wide plate - long

03WS = Key retracts latch: plate - short

01D = Blank escutcheon: Wide lever handle (handed) (J, Q, S, T, U or FSB1076 lever)**

02D = Dummy lever trim

08D = Active lever, key locks / unlocks lever: Wide lever handle (handed) (J, Q, S, T, U or FSB1076 lever**)

09D = Lever trim active by key, locked when key removed: Wide lever handle (handed) (J, Q, S, T, U or FSB1076 lever**)

14D = Active lever, no key cylinder: Wide lever handle (handed) (J, Q, S, T, U or FSB1076 lever**)

CBK = Cylinder bracket kit: 03 only, plate & pull handle by others required

EU = Electric Unlock Trim (24VDC & Fail Secure [FSE] Std.) - Specify handling (not field reversible). For 12VDC specify 12VDC. For Fail Safe specify FSA

DOOR HANDLING

RHR = Right hand reverse*

LHR = Left hand reverse

ELECTRIFIED FUNCTION

For no electrified function, leave blank

Standard

Select Arming Time and Auto Rearm

EA = Hardwired Electric Alarm

EA EX = Exit Alarm with Request To Exit (Signal) Switch

EA EXV = Exit Alarm with Request To Exit (3Amp Current) Switch

ED = Electric Dogging

EX = Request To Exit (Signal) Switch

EXV = Request To Exit (3Amp Current) Switch

Delayed Egress

Select Arming Delay, Delayed Egress Time and Silent Arming

EE = Delayed Egress

Power Supply for Delayed Egress

Comes standard with 90-800 power supply

Single = (1) 90-800 w/o bat backup

Pair = (1) 90-800 w/o bat backup

Delayed Egress

Select Arming Delay, Delayed Egress Time and Silent Arming

EE = Delayed Egress

Power Supply for Delayed Egress

Comes standard with 90-800 power supply

Single = (1) 90-800 w/o bat backup

Pair = (1) 90-800 w/o bat backup

Latch Retraction

ER EX = Electric Latch Retraction with Request To Exit Switch (silencer standard)

Power Supply / Controller for Latch Retraction Only (ER EX)

Order/Sold Separately

Single = 81-800

Pair = 82-800

2 Independent Singles = 83-800

Delayed Egress/Latch Retraction

EE ER = Delayed Egress with Electric Latch Retraction (silencer standard)

Required Power Supply / Controller for Delayed Egress with Latch Retraction (EE ER)

Order/Sold Separately

Single EE ER = 84-800

Pair of EE ER = 85-800

One EE ER and One EE = 85-800 EE

One EE ER and One ER = 85-800 ER

Fire-rated trims must be fail safe (FSA)

**Other FSB levers available: 1016, 1035, 1058, 1075, 1093, 1119, 1147. FSB levers available in 630 finish only. See catalog pages for more information.

NOTE: * = default/standard

Also see online version at detex.com/hto



Detex products can expose you to chemicals including Chromium (hexavalent compounds) and Lead, which are known to the State of California to cause cancer and birth defects or other reproductive harm. For more information go to www.detex.com/props5

ADVANTEX® 20XW/21XW SERIES (WIDE SURFACE VERTICAL ROD, WEATHERIZED)



RATING
 For no rating, leave blank
 H = Hurricane Rated
 F = Fire Rated (Less/No Dogging Only)
 FH = Hurricane and Fire Rated

OUTSIDE TRIM / DEVICE FINISH

- 605 = Polished brass (PVD)
- 606 = Brushed brass (PVD)
- 611 = Polished bronze (PVD)
- 612 = Brushed bronze (PVD)
- 613 = Oil rubbed bronze
- 625 = Polished chrome
- 626 = Brushed chrome (std. on lever trims)
- 628 = Aluminum, powder coated (device only)
- 629 = Polished stainless steel
- 630 = Brushed stainless steel (std. on pull trims & device)
- 693 = Black, powder coated
- 695 = Dark bronze, powder coated

PRE-INSTALLED CYLINDERS

- If cylinders provided by others, leave blank*
- MC65 = Mortise Cylinder(s) 6pin/Keyed 5
 - IC7 = Mortise Cylinder(s) SFIC housing
 - IK7 = Mortise Cylinder(s) InstaKey housing
 - RC65 = Rim Cylinder(s) 6pin/Keyed 5
 - IC7R = Rim Cylinder(s) SFIC housing
 - IK7R = Rim Cylinder(s) InstaKey housing

ANTIMICROBIAL

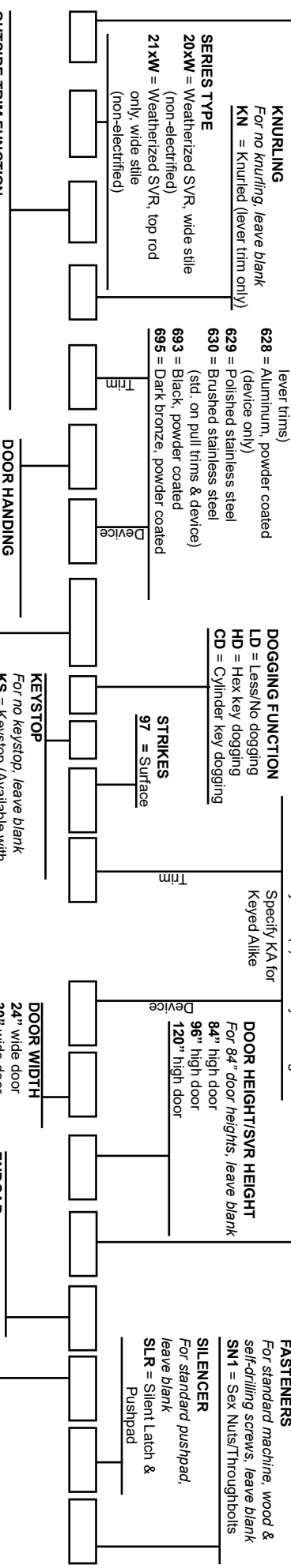
For no coating, leave blank
 AM = Antimicrobial Coating

FASTENERS

For standard machine, wood & self-drilling screws, leave blank
 SN1 = Sex Nut/Throughbolts

SILENCER

For standard pushpad, leave blank
 SLR = Silent Latch & Pushpad



OUTSIDE TRIM FUNCTION

For no outside trim, leave blank

- 01C = Exit only, blank plate
- 01W = Dummy pull trim, Wide blank plate - long
- 02C = Dummy pull trim
- 02Z = Inactive Vandal pull handle (handed)
- 03C = Key retracts latch; pull trim
- 03Z = Key retracts latch; Vandal pull handle (handed)
- 03W = Key retracts latch; wide plate - long
- 03WS = Blank escutcheon; Wide lever handle (handed) (J, Q, S, T, U or FSB1076 lever)**
- 02D = Dummy lever trim
- 08D = Active lever, key locks / unlocks lever; Wide lever handle (handed) (J, Q, S, T, U or FSB1076 lever**)
- 09D = Lever trim active by key, locked when key removed; Wide lever handle (handed) (J, Q, S, T, U or FSB1076 lever**)(storeroom)
- 14D = Active lever, no key cylinder; Wide lever handle (handed) (J, Q, S, T, U or FSB1076 lever**)(passage)
- CBK = Cylinder bracket kit, 03 only, plate & pull handle by others required
- EU = Electric Unlock Trim (24VDC & Fail Secure [FSE] Std.) - Specify handing (not field reversible). For 12VDC specify 12VDC. For Fail Safe specify FSA

DOOR HANDLING

RHR = Right hand reverse*
 LHR = Left hand reverse

KEYSTOP

For no keystop, leave blank
 KS = Keystop (Available with EB W functions)

ELECTRIFIED FUNCTION

For no electrified function, leave blank

- Weatherized Alarms**
 Select Arming Time and Auto Rearm
- EB W = Electric Battery Operated Exit Alarm Weatherized
 - EB EX W = Electric Battery Operated Exit Alarm Weatherized with Request To Exit (Signal) Switch
 - EB EX V W = Electric Battery Operated Exit Alarm Weatherized with Request To Exit (3Amp Current) Switch
- Latch Retraction**
 ER EX W = Electric Latch Retraction Weatherized (silencer standard)
- Power Supply / Controller for Latch Retraction Only (ER EX W) Order/Sold Separately**
 Single = 81-800
 Pair = 82-800
 2 Independent Singles = 83-800
- Weatherized Others**
 ER EX W = Electric Latch Retraction Weatherized with Request To Exit Switch (silencer standard)
 EX W = Request To Exit (Signal) Switch Weatherized
 EX V W = Request To Exit (3Amp Current) Switch Weatherized
 WDE = Weatherized Delayed Egress (see EasyKits)

POWER TRANSFERS

- For no power transfers, leave blank
- FC3W = 3' Weatherized Flex Conduit
 - FC10W = 10' Weatherized Flex Conduit
 - PT5 = Power Transfer
 - EH8 = Electric Hinge

Fire-rated trims must be fail safe (FSA)

**Other FSB levers available: 1016, 1035, 1058, 1075, 1093, 1119, 1147, FSB levers available in 630 finish only. See catalog pages for more information.

NOTE: * = default/standard

Also see online version at detex.com/hto

Detex products can expose you to chemicals including Chromium (hexavalent compounds) and Lead, which are known to the State of California to cause cancer and birth defects or other reproductive harm. For more information go to www.detex.com/prpps5

ADVANTEX® 30 SERIES (MORTISE)

RATING

For no rating, leave blank
 "F" = Fire Rated (Less/No Dogging Only)

OUTSIDE TRIM / DEVICE FINISH

- 605 = Polished brass (PVD)
- 606 = Brushed brass (PVD)
- 611 = Polished bronze (PVD)
- 612 = Brushed bronze (PVD)
- 613 = Oil rubbed bronze
- 625 = Polished chrome
- 626 = Brushed chrome (std. on lever trims)
- 628 = Aluminum, powder coated (device only)
- 629 = Polished stainless steel
- 630 = Brushed stainless steel (std. on pull trims & devices)
- 693 = Black, powder coated
- 695 = Dark bronze, powder coated

STRIKES

- 90 = Non-handed curved lip
- 91 = ANSI flat lip
- 92 = Double door short open back
- 93 = Double door long open back

DOGGING FUNCTION

- LD = Less/No dogging
- HD = Hex key dogging
- CD = Cylinder key dogging

KEYSTOP

- For no key/stop, leave blank
- KS = Keystop (Available with EA, EE, EE ER, EI functions)

ELECTRIFIED FUNCTION

For no electrified function, leave blank

Standard

- EA = Hardwired Electric Alarm
- EA EX = Exit Alarm with Request To Exit (Signal) Switch
- EA EXV = Exit Alarm with Request To Exit (3Amp Current) Switch
- ED = Electric Dogging
- EX = Request To Exit (Signal) Switch
- EXV = Request To Exit (3Amp Current) Switch
- ES = Electric Switching (dead latch & OKC switches)

Delayed Egress

- Select Arming Delay, Delayed Egress Time and Silent Arming
- EE = Delayed Egress

Power Supply for Delayed Egress

- Cornes standard with 90-800 power supply
- Single = (1) 90-800 w/o bat backup
- Pair = (1) 90-800 w/o bat backup

PRE-INSTALLED CYLINDERS

If cylinders provided by others, leave blank

- MC65 = Mortise Cylinder(s) 6pin/Keyed 5
- IC7 = Mortise Cylinder(s) SFIC housing
- IK7 = Mortise Cylinder(s) InstaKey housing
- RC65 = Rim Cylinder(s) 6pin/Keyed 5
- IC7R = Rim Cylinder(s) SFIC housing
- IK7R = Rim Cylinder(s) InstaKey housing

ENDCAP

- EC1 = Ramped endcap*
- EC2 = Flush endcap

ANTIMICROBIAL

- For no coating, leave blank
- AM = Antimicrobial Coating

DOOR WIDTH

- 24" wide door
- 30" wide door
- 36" wide door (3)*
- 48" wide door (4)

SILENCER

- For standard pushpad, leave blank
- SLR = Silent Latch & Pushpad

POWER TRANSFERS

- For no power transfers, leave blank
- FC3 = 3' Flex Conduit
- FC10 = 10' Flex Conduit
- PTS = Power Transfer
- EH8 = Electric Hinge

FASTENERS

- For standard machine, wood & self-drilling screws, leave blank
- SN1 = Sex Nuts/Throughbolts

OUTSIDE TRIM FUNCTION

- For no outside trim, leave blank
- 01CM = Exit only, blank plate
- 01WM = Dummy pull trim, Wide blank plate - long
- 02CM = Dummy pull trim
- 03CM = Key retracts latch: pull trim
- 03WM = Key retracts latch, wide plate - long
- 02DM = Dummy lever trim
- 08DM = Active lever, key locks / unlocks lever; Wide lever handle (handed) (J, Q, S, T, U or FSB1076 lever***) (Classroom)

09DM

- = Lever trim active by key, locked when key removed; Wide lever handle (handed) (J, Q, S, T, U or FSB1076 lever***) (storeroom)

10DM

- = Double cylinder; Wide lever handle (handed) (J, Q, S, T, U or FSB1076 lever***)

14DM

- = Active lever, no key cylinder; Wide lever handle (handed) (J, Q, S, T, U or FSB1076 lever***) (passage)

CBK

- = Cylinder bracket kit; 03 only, plate & pull handle by others required

EUADM


- = Electric Unlock Trim (24VDC & Fail Secure [FSE] Std.) - Specify handing (not field reversible). For 12VDC specify 12VDC. For Fail Safe specify FSA

Fire-rated trims must be fail safe (FSA)

**Other FSB levers available: 1016, 1035, 1058, 1075, 1093, 1119, 1147. FSB levers available in 630 finish only. See catalog pages for more information.

NOTE: * = default/standard

Also see online version at detex.com/hto



Detex products can expose you to chemicals including Chromium (hexavalent compounds) and Lead, which are known to the State of California to cause cancer and birth defects or other reproductive harm. For more information go to www.detex.com/pp065

November 2, 2021

NOTES

ADVANTEX® 40 SERIES (NARROW RIM)

RATING

For no rating, leave blank

- H = Hurricane
- F = Fire Rated (Less/No Dogging Only)
- FH = Hurricane and Fire Rated

OUTSIDE TRIM / DEVICE FINISH

- 605 = Polished brass (PVD)
- 606 = Brushed brass (PVD)
- 611 = Polished bronze (PVD)
- 612 = Brushed bronze (PVD)
- 613 = Oil rubbed bronze
- 625 = Polished chrome
- 626 = Brushed chrome (std. on lever trims)
- 628 = Aluminum, powder coated (device only)
- 629 = Polished stainless steel
- 630 = Brushed stainless steel (std. on pull trims & device)
- 693 = Black, powder coated
- 695 = Dark bronze, powder coated

DOGGING FUNCTION

- LD = Less/No dogging
- HD = Hex key dogging
- CD = Cylinder key dogging

PRE-INSTALLED CYLINDERS

- If cylinders provided by others, leave blank
- MCS5 = Mortise Cylinder(s) 5pin/Keyed 5
 - IC7 = Mortise Cylinder(s) SFC housing
 - IK7 = Mortise Cylinder(s) InstaKey housing
 - RC65 = Rim Cylinder(s) 6pin/Keyed 5
 - IC7R = Rim Cylinder(s) SFC housing
 - IK7R = Rim Cylinder(s) InstaKey housing

ENDCAP

- EC1 = Ramped endcap*
- EC2 = Flush endcap

POWER TRANSFERS

- For no power transfers, leave blank
- FC3 = 3" Flex Conduit
 - FC10 = 10" Flex Conduit
 - PTS = Power Transfer
 - EH8 = Electric Hinge

FASTENERS

- For standard machine, wood & self-drilling screws, leave blank
- SN1 = Sex Nursi/ Throughbolts (Hurricane rated hardware includes sex nuts for latch bolt)

ANTIMICROBIAL

- AM = Antimicrobial Coating

Specify KA for Keyed Alike

STRIKES

- 98 = Semi-Mortise*
- 99 = Surface

DOOR WIDTH

- 24" wide door
- 30" wide door
- 36" wide door (3")*
- 48" wide door (4')

SILENCER

- For standard pushpad, leave blank
- SLR = Silent Latch & Pushpad

OUTSIDE TRIM FUNCTION

- For no outside trim, leave blank
- 01CN = Exit only, blank plate
 - 02CN = Dummy pull trim
 - 03CN = Key retracts latch, pull trim
 - 03WS = Key retracts latch, plate - shout
 - 01DN = Blank escutcheon; Narrow lever handle (handed) (J, Q, S, T, U or FSB1076 lever)**
 - 02DN = Dummy lever trim
 - 08DN = Active lever, key locks / unlocks lever; Narrow lever handle (handed) (J, Q, S, T, U or FSB 1076 lever**)
 - 09DN = Lever trim active by key, locked when key removed; Narrow lever handle (handed) (J, Q, S, T, U or FSB1076 lever**)
 - 14DN = Active lever, no key cylinder; Narrow lever handle (handed) (J, Q, S, T, U or FSB1076 lever**)

DOOR HANDING

- RHR = Right hand reverse*
- LHR = Left hand reverse

KEYSTOP

- For no keystop, leave blank
- KS = Keystop (Available with EA, EE, EE ER, EI functions)

SWITCHING

- For no switching, leave blank
- LX = Latch Bolt Signal Switch
 - LXV = Latch Bolt 3Amp Current Switch

ELECTRIFIED FUNCTION

For no electrified function, leave blank

- Latch Retraction
- ER EX = Electric Latch Retraction with Request To Exit Switch (silencer standard)

Standard Select Arming Time and Auto Rearm

- EA = Electric Alarm
- EA EX = Exit Alarm with Request To Exit (Signal) Switch
- EA EXV = Exit Alarm with Request To Exit (3Amp Current) Switch

- Power Supply / Controller for Latch Retraction Only (ER EX) Order/Sold Separately
- Single = 81-800
- Pair = 82-800
- 2 Independent Singles = 83-800

Delayed Egress/Latch Retraction

- EE ER = Delayed Egress with Electric Latch Retraction (silencer standard)
- Required Power Supply / Controller for Delayed Egress with Latch Retraction (EE ER) Order/Sold Separately
- Single EE ER = 84-800
- Pair of EE ER = 85-800
- One EE ER and One EE = 85-800 EE
- One EE ER and One ER = 85-800 ER

Delayed Egress

- Select Arming Delay, Delayed Egress Time and Silent Arming
- EE = Delayed Egress

Power Supply for Delayed Egress

- Comes standard with 90-800 power supply
- Single = (1) 90-800 w/o bat backup
- Pair = (1) 90-800 w/o bat backup

- CBK = Cylinder bracket kit, 03 only, plate & pull handle by others required
- EU2W = Electric Unlock Trim (24VDC & Fail Secure [FSE] Std.) - Specify handing (not field reversible). For 12VDC specify 12VDC. For Fail Safe specify FSA.


Fire-rated trims must be fail safe (FSA)

For EU (Electric Unlock Trim), see Outside Trim Function -

**Other FSB levers available: 1016, 1035, 1058, 1075, 1093, 1119, 1147. FSB levers available in 630 finish only. See catalog pages for more information.

NOTE: * = default/standard

Also see online version at detex.com/hto



Detex products can expose you to chemicals including Chromium (hexavalent compounds) and Lead, which are known to the State of California to cause cancer and birth defects or other reproductive harm. For more information go to www.detex.com/pp065

ADVANTEX® 40XW SERIES (NARROW RIM, WEATHERIZED)



RATING
 For no rating, leave blank
 H = Hurricane
 F = Fire Rated (Less/No Dogging Only)
 FH = Hurricane and Fire Rated

OUTSIDE TRIM / DEVICE FINISH
 605 = Polished brass (PVD)
 606 = Brushed brass (PVD)
 611 = Polished bronze (PVD)
 612 = Brushed bronze (PVD)
 613 = Oil rubbed bronze
 625 = Polished chrome
 626 = Brushed chrome (std. on lever trims)
 628 = Aluminum, powder coated (device only)
 629 = Polished stainless steel
 630 = Brushed stainless steel (std. on pull trims & device)
 693 = Black, powder coated
 695 = Dark bronze, powder coated

DOGGING FUNCTION
 LD = Less/No dogging
 HD = Hex key dogging
 CD = Cylinder key dogging

PRE-INSTALLED CYLINDERS
 If cylinders provided by others, leave blank
 MC65 = Mortise Cylinder(s) 6pin/Keyed 5
 IC7 = Mortise Cylinder(s) SFIC housing
 IK7 = Mortise Cylinder(s) InstaKey housing
 RC65 = Rim Cylinder(s) 6pin/Keyed 5
 IC7R = Rim Cylinder(s) SFIC housing
 IK7R = Rim Cylinder(s) InstaKey housing

ENDCAP
 EC1 = Ramped endcap*
 EC2 = Flush endcap

KNURLING
 For no knurling, leave blank
 KN = Knurled (lever trim only)

STRIKES
 98 = Semi-Mortise*
 99 = Surface

ANTIMICROBIAL
 For no coating, leave blank
 AM = Antimicrobial Coating

FASTENERS
 For standard machine, wood & self-drilling screws, leave blank
 SN1 = Sex Nurs/
 Throughbolts (Hurricane rated hardware includes sex nuts for latch bolt)

SERIES TYPE
 40XW = Weatherized Rim device, narrow stile (non-electrified)

KEYSTOP
 For no keystop, leave blank
 KS = Keystop (Available with EB W functions)

DOOR WIDTH
 24" wide door
 30" wide door
 36" wide door (3')*
 48" wide door (4')

SILENCER
 For standard pushpad, leave blank
 SLR = Silent Latch & Pushpad

OUTSIDE TRIM FUNCTION
 For no outside trim, leave blank
 01CN = Exit only, blank plate
 02CN = Dummy pull trim
 03CN = Key retracts latch; pull trim
 03WS = Key retracts latch; plate - short
 01DN = Blank escutcheon; Narrow lever handle (handed) (J, Q, S, T, U or FSB1076 lever)**
 02DN = Dummy lever trim
 08DN = Active lever, key locks / unlocks lever; Narrow lever handle (handed) (J, Q, S, T, U or FSB1076 lever***) (classroom)
 09DN = Lever trim active by key, locked when key removed; Narrow lever handle (handed) (J, Q, S, T, U or FSB1076 lever***) (storeroom)
 14DN = Active lever, no key cylinder; Narrow lever handle (handed) (J, Q, S, T, U or FSB1076 lever***) (passage)
 CBK = Cylinder bracket kit; .03 only, plate & pull handle by others required
 EU2W = Electric Unlock Trim (24VDC & Fail Secure [FSE] Std.) - Specify handing (not field reversible); For 12VDC specify 12VDC; For Fail Safe specify FSA.

DOOR HANDING
 RHR = Right hand reverse*
 LHR = Left hand reverse

ELECTRIFIED FUNCTION

Weatherized Others
 ER EX W = Electric Latch Retraction
 Weatherized with Request To Exit Switch (silencer standard)
 EX W = Request To Exit (Signal)
 EXV W = Request To Exit (3Amp Current)
 WDE = Weatherized Delayed Egress (see EasyKits)

POWER TRANSFERS
 For no power transfers, leave blank
 FC3W = 3' Weatherized Flex Conduit
 FC10W = 10' Weatherized Flex Conduit
 PT5 = Power Transfer
 EH8 = Electric Hinge

Fire-rated trims must be fail safe (FSA)
 For EU (Electric Unlock Trim), see Outside Trim Function -

**Other FSB levers available: 1016, 1035, 1058, 1075, 1093, 1119, 1147; FSB levers available in 630 finish only. See catalog pages for more information.

NOTE: * = default/standard

Also see online version at detex.com/hto

Latch Retraction
 ER EX W = Electric Latch Retraction Weatherized with Request To Exit Switch (silencer standard)
Power Supply / Controller for Latch Retraction Only (ER EX W)
 Order/Sold Separately
 Single = 81-800
 Pair = 82-800
 2 Independent Singles = 83-800

Detex products can expose you to chemicals including Chromium (hexavalent compounds) and lead, which are known to the State of California to cause cancer and birth defects or other reproductive harm. For more information go to www.detex.com/pp065

ADVANTEX® 50/51 SERIES (NARROW SURFACE VERTICAL ROD)

RATING

For no rating, leave blank
H = Hurricane Rated
F = Fire Rated (Less/No Dogging Only) - Fire pin included for FS1
FH = Hurricane and Fire Rated

OUTSIDE TRIM / DEVICE FINISH

605 = Polished brass (PVD)
606 = Brushed brass (PVD)
611 = Polished bronze (PVD)
612 = Brushed bronze (PVD)
613 = Oil rubbed bronze
625 = Polished chrome
626 = Brushed chrome (std. on lever trims)
628 = Aluminum, powder coated (device only)
629 = Polished stainless steel
630 = Brushed stainless steel (std. on pull trims & device)
693 = Black, powder coated
695 = Dark bronze, powder coated

DOGGING FUNCTION

LD = Less/No dogging
HD = Hex key dogging
CD = Cylinder key dogging

PRE-INSTALLED CYLINDERS

If cylinders provided by others, leave blank
MC65 = Mortise Cylinder(s) 6pin/Keyed 5
IC7 = Mortise Cylinder(s) SFIC housing
IK7 = Mortise Cylinder(s) InstaKey housing
RC65 = Rim Cylinder(s) 6pin/Keyed 5
IC7R = Rim Cylinder(s) SFIC housing
IK7R = Rim Cylinder(s) InstaKey housing

ENDCAP

EC1 = Ramped endcap*
EC2 = Flush endcap

POWER TRANSFERS

For no power transfers, leave blank
FC3 = 3' Flex Conduit
FC10 = 10' Flex Conduit
PTS = Power Transfer
EH8 = Electric Hinge

ANTIMICROBIAL

For no coating, leave blank
AM = Antimicrobial Coating

FASTENERS

For standard machine, wood & self-drilling screws, leave blank
SM1 = Sex Nuts/Throughbolts

KNURLING

For no knurling, leave blank
KN = Knurled (lever trim only)

STRIKES

96 = Surface

DOOR HEIGHTS/SVR HEIGHT

For 84" door heights, leave blank
84" high door
96" high door
120" high door

DOOR WIDTH

24" wide door
30" wide door
36" wide door (3)*
48" wide door (4)

SILENCER

For standard pushpad, leave blank
SLR = Silent Latch & Pushpad

OUTSIDE TRIM FUNCTION

For no outside trim, leave blank
01CN = Exit only, blank plate
02CN = Dummy pull trim
03CN = Key retracts latch; pull trim
03WS = Key retracts latch; plate - short
01DN = Blank escutcheon; Narrow lever handle (handed) (J, Q, S, T, U or FSB1076 lever)**
02DN = Dummy lever trim
08DN = Active lever, key locks / unlocks lever; Narrow lever handle (handed) (J, Q, S, T, U or FSB1076 lever**)(classroom)
09DN = Lever trim active by key, locked when key removed; Narrow lever handle (handed) (J, Q, S, T, U or FSB1076 lever**)(storeroom)
14DN = Active lever, no key cylinder; Narrow lever handle (handed) (J, Q, S, T, U or FSB1076 lever**)(passage)
CBK = Cylinder bracket kit; 03 only, plate & pull handle by others required
EU2W = Electric Unhook Trim (24VDC & Fail Secure [FSE] Std.) - Specify handing (not field reversible). For 12VDC specify 12VDC. For Fail Safe specify FSA.

DOOR HANDING

RHR = Right hand reverse*
LHR = Left hand reverse

KEYSTOP

For no keystop, leave blank
KS = Keystop (Available with EA, EE, EE ER, EI functions)

ELECTRIFIED FUNCTION

For no electrified function, leave blank

Standard

Select Arming Time and Auto Rearm
EA = Hardwired Electric Alarm
EA EX = Exit Alarm with Request To Exit (Signal) Switch
EA EXV = Exit Alarm with Request To Exit (3Amp Current) Switch
ED = Electric Dogging
EX = Request To Exit (Signal) Switch
EXV = Request To Exit (3Amp Current) Switch

Delayed Egress

Select Arming Delay, Delayed Egress Time and Silent Arming
EE = Delayed Egress
Power Supply for Delayed Egress
 Comes standard with 90-800 power supply
Single = (1) 90-800 w/o bat backup
Pair = (1) 90-800 w/o bat backup

Latch Retraction
ER EX = Electric Latch Retraction with Request To Exit Switch (silencer standard)

Power Supply / Controller for Latch Retraction Only (ER EX)
 Order/Sold Separately
Single = 81-800
Pair = 82-800
2 Independent Singles = 83-800

Delayed Egress/Latch Retraction
EE ER = Delayed Egress with Electric Latch Retraction (silencer standard)


Required Power Supply / Controller for Delayed Egress with Latch Retraction (EE ER)
 Order/Sold Separately
Single EE ER = 84-800
Pair of EE ER = 85-800
One EE ER and One EE = 85-800 EE
One EE ER and One ER = 85-800 ER

Fire-rated trims must be fail safe (FSA)

**Other FSB levers available: 1016, 1035, 1058, 1075, 1093, 1119, 1147. FSB levers available in 630 finish only. See catalog pages for more information.

NOTE: * = default/standard

Also see online version at detex.com/hto



Detex products can expose you to chemicals including Chromium (hexavalent compounds) and Lead, which are known to the State of California to cause cancer and birth defects or other reproductive harm. For more information go to www.detex.com/prp65

ADVANTEX® 50XW/51XW SERIES (NARROW SURFACE VERTICAL ROD, WEATHERIZED)



RATING

For no rating, leave blank
H = Hurricane Rated
F = Fire Rated (Less/No Dogging Only) - Fire pin included for F5-1
FH = Hurricane and Fire Rated

OUTSIDE TRIM / DEVICE FINISH

605 = Polished brass (PVD)
606 = Brushed brass (PVD)
611 = Polished bronze (PVD)
612 = Brushed bronze (PVD)
613 = Oil rubbed bronze
625 = Polished chrome
626 = Brushed chrome (std. on lever trims)
628 = Aluminum, powder coated (device only)
629 = Polished stainless steel
630 = Brushed stainless steel (std. on pull trims & device)
693 = Black, powder coated
695 = Dark bronze, powder coated

DOGGING FUNCTION

LD = Less/No dogging
HD = Hex key dogging
CD = Cylinder key dogging

PRE-INSTALLED CYLINDERS

If cylinders provided by others, leave blank
MC65 = Mortise Cylinder(s) 6pin/Keyed 5
IC7 = Mortise Cylinder(s) SFIC housing
IK7 = Mortise Cylinder(s) InstakKey housing
RC65 = Rim Cylinder(s) 6pin/Keyed 5
IC7R = Rim Cylinder(s) SFIC housing
IK7R = Rim Cylinder(s) InstakKey housing

ENDCAP

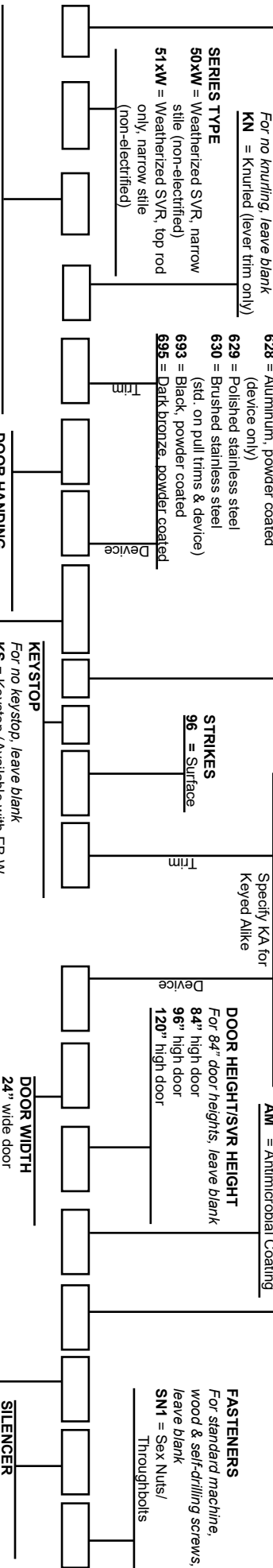
EC1 = Ramped endcap*
EC2 = Flush endcap

ANTIMICROBIAL

For no coating, leave blank
AM = Antimicrobial Coating

FASTENERS

For standard machine, wood & self-drilling screws, leave blank
SN1 = Sex Nuts/Throughbolts



OUTSIDE TRIM FUNCTION

For no outside trim, leave blank
01CN = Exit only, blank plate
02CN = Dummy pull trim
03CN = Key retracts latch; pull trim
03WS = Key retracts latch; plate - short
01DN = Blank escutcheon; Narrow lever handle (handed) (L, Q, S, T, U or FSB1076 lever)**
02DN = Dummy lever trim
08DN = Active lever, key locks / unlocks lever; Narrow lever handle (handed) (L, Q, S, T, U or FSB1076 lever)** (classroom)
09DN = Lever trim active by key, locked when key removed; Narrow lever handle (handed) (L, Q, S, T, U or FSB1076 lever)** (storeroom)
14DN = Active lever, no key cylinder; Narrow lever handle (handed) (L, Q, S, T, U or FSB1076 lever)** (passage)
CBK = Cylinder bracket kit, 03 only, plate & pull handle by others required
EU2W = Electric Unlock Trim (24VDC & Fail Secure [FSE] Std.) - Specify handling (not field reversible). For 12VDC specify 12VDC. For Fail Safe specify FSA.

DOOR HANDING

RHR = Right hand reverse*
LHR = Left hand reverse

KEYSTOP

For no key/stop, leave blank
KS = Keystop (Available with EB W function)

ELECTRIFIED FUNCTION

For no electrified function, leave blank

Weatherized Alarms
 Select Arming Time and Auto Rearm
EB W = Electric Battery Operated Exit Alarm Weatherized
EB EX W = Electric Battery Operated Exit Alarm Weatherized with Request To Exit (Signal) Switch
EB EX V W = Electric Battery Operated Exit Alarm Weatherized with Request To Exit (3Amp Current) Switch
EB EX V W = Electric Battery Operated Exit Alarm Weatherized with Request To Exit (Signal) Switch

Weatherized Others
ER EX W = Electric Latch Retraction Switch (silencer standard)
EX W = Request To Exit (Signal) Switch Weatherized
EX V W = Request To Exit (3Amp Current) Switch Weatherized
WDE = Weatherized Delayed Egress (see EasyKits)

Required Power Supply / Controller for Delayed Egress with Latch Retraction (EE ER)
 Order/Sold Separately
Single EE ER = 84-800
Pair of EE ER = 85-800
One EE ER and One EE = 85-800 EE
One EE ER and One ER = 85-800 ER

DOOR WIDTH

24" wide door
30" wide door
36" wide door (3)*
48" wide door (4)

DOOR HEIGHT/SVR HEIGHT

For 84" door heights, leave blank
84" high door
96" high door
120" high door

SILENCER

For standard pushpad, leave blank
SLR = Silent Latch & Pushpad


POWER TRANSFERS

For no power transfers, leave blank
FC3W = 3 Weatherized Flex Conduit
FC10W = 10 Weatherized Flex Conduit
PT5 = Power Transfer
EH8 = Electric Hinge

Fire-rated trims must be fail safe (FSA)

**Other FSB levers available: 1016, 1035, 1058, 1075, 1093, 1119, 1147. FSB levers available in 630 finish only. See catalog pages for more information.

NOTE: * = default/standard



Detex products can expose you to chemicals including Chromium (hexavalent compounds) and Lead, which are known to the State of California to cause cancer and birth defects or other reproductive harm. For more information go to www.detex.com/prp065

Also see online version at detex.com/hto

May 11, 2020



60/61/62/63 SERIES (NARROW CONCEALED VERTICAL ROD)

RATING

For no rating, leave blank

F = Fire Rated (Less/No Dogging Only)

OUTSIDE TRIM / DEVICE FINISH

605 = Polished brass (PVD)
 606 = Brushed brass (PVD)
 611 = Polished bronze (PVD)
 612 = Brushed bronze (PVD)
 613 = Oil rubbed bronze
 625 = Polished chrome
 626 = Brushed chrome (std. on lever trims)

DOGGING FUNCTION

LD = Less/No dogging
 HD = Hex key dogging
 CD = Cylinder key dogging

PRE-INSTALLED CYLINDERS

If cylinders provided by others, leave blank
 MC65 = Mortise Cylinder(s) 6pin/Keyed 5
 IC7 = Mortise Cylinder(s) SFC housing
 IK7 = Mortise Cylinder(s) Instakey housing
 RC65 = Rim Cylinder(s) 6pin/Keyed 5
 IC7R = Rim Cylinder(s) SFC housing
 IK7R = Rim Cylinder(s) Instakey housing

ENDCAP

EC1 = Ramped endcap*
 EC2 = Flush endcap

POWER TRANSFERS

For no power transfers, leave blank
 FC3 = 3' Flex Conduit
 FC-10 = 10' Flex Conduit
 PTS = Power Transfer
 EHB = Electric Hinge

ANTIMICROBIAL

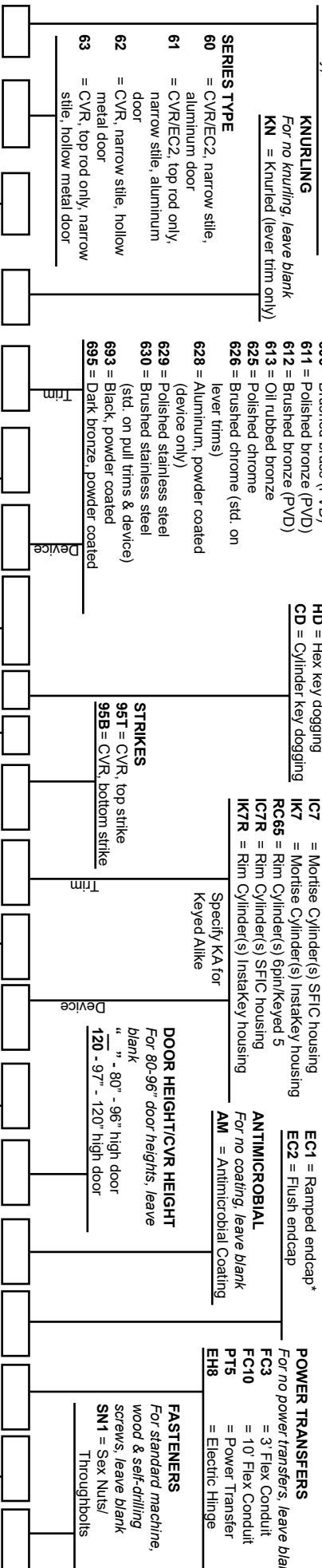
For no coating, leave blank
 AM = Antimicrobial Coating

DOOR HEIGHT/CVR HEIGHT

For 80-96" door heights, leave blank
 " " - 80" - 96" high door
 " " - 97" - 120" high door

FASTENERS

For standard machine, wood & self-drilling screws, leave blank
 SN1 = Sex Nuts/ Throughbolts



OUTSIDE TRIM FUNCTION

For no outside trim, leave blank

02WP = Dummy wire pull handle
 01CNV = CVR, narrow blank plate
 02CNV = CVR, Dummy pull handle
 03CNV = CVR, Key retracts latch, Narrow pull handle
 03R = CVR, Key retracts latch: Cylinder escutcheon
 02DNV = CVR, Dummy narrow lever handle (handed) (S, T or U lever)
 08DNV = CVR, Active lever, key locks / unlocks lever; Narrow lever handle (handed) (S, T or U lever) (classroom)
 09DNV = CVR, Lever trim active by key, locked when key removed; Narrow lever handle (handed) (S, T or U lever) (storeroom)
 14DNV = CVR, Active lever, no key cylinder; Narrow lever handle (handed) (S, T or U lever) (passage)

DOOR HANDLING

RHR = Right hand reverse*
 LHR = Left hand reverse

KEYSTOP

For no key/stop, leave blank
 KS = Keystop (Available EA, EE, EE ER, EI functions)

SWITCHING

For no switching, leave blank
 LX = Latch Bolt Signal Switch
 LXV = Latch Bolt 3Amp Current Switch

DOOR WIDTH

24" wide door
 30" wide door
 36" wide door (3)*
 48" wide door (4)

SILENCER

For standard pushpad, leave blank
 SLR = Silent Latch & Pushpad

ELECTRIFIED FUNCTION

For no electrified function, leave blank

Standard

Select Arming Time and Auto Rearm
 EA = Handwired Exit Alarm
 EA EX = Exit Alarm with Request To Exit (Signal) Switch
 EA EXV = Exit Alarm with Request To Exit (3Amp Current) Switch
 ED = Electric Dogging
 EX = Request To Exit (Signal) Switch
 EXV = Request To Exit (3Amp Current) Switch

Delayed Egress

Select Arming Delay, Delayed Egress Time and Silent Arming
 EE = Delayed Egress

Power Supply for Delayed Egress

Comes standard with 90-800 power supply
 Single = (1) 90-800 w/o bat backup
 Pair = (1) 90-800 w/o bat backup

Latch Retraction

ER EX = Electric Latch Retraction with Request To Exit Switch (silencer standard)

Power Supply / Controller for Latch Retraction

Only (ER)
 Order/Sold Separately
 Single = 81-800
 Pair = 82-800
 2 Independent Singles = 83-800

Delayed Egress/Latch Retraction

EE ER = Delayed Egress with Electric Latch Retraction (silencer standard)

Required Power Supply/Controller for Delayed Egress with Latch Retraction (EE ER)

Order/Sold Separately
 Single EE ER = 84-800
 Pair of EE ER = 85-800
 One EE ER and One EE = 85-800 EE
 One EE ER and One ER = 85-800 ER


Fire-rated trims must be fail safe (FSA)

**Other FSB levers available: 1016, 1035, 1058, 1075, 1093, 1119, 1147. FSB levers available in 630 finish only. See catalog pages for more information.

NOTE: * = default/standard

Also see online version at detex.com/hto

March 22, 2019



ADVANTEX® 70/71/80/81/82/83 SERIES (WIDE CONCEALED VERTICAL ROD)

RATING

For no rating, leave blank
F = Fire Rated (Less/No Dogging Only)¹

OUTSIDE TRIM / DEVICE FINISH

605 = Polished brass (PVD)
606 = Brushed brass (PVD)
611 = Polished bronze (PVD)
612 = Brushed bronze (PVD)
613 = Oil rubbed bronze
625 = Polished chrome
626 = Brushed chrome (std. on lever trims)
628 = Aluminum, powder coated (device only)
629 = Polished stainless steel
630 = Brushed stainless steel (std. on pull trims & device)
693 = Black, powder coated
695 = Dark bronze, powder coated

DOGGING FUNCTION

LD = Less/No dogging
HD = Hex key dogging
CD = Cylinder key dogging

PRE-INSTALLED CYLINDERS

If cylinders provided by others, leave blank
MC65 = Morrisse Cylinder(s) 6pin/Keyed 5
IC7 = Morrisse Cylinder(s) SFIC housing
IK7 = Morrisse Cylinder(s) Instakey housing
IC7R = Rim Cylinder(s) 6pin/Keyed 5
IC7R = Rim Cylinder(s) SFIC housing
IK7R = Rim Cylinder(s) Instakey housing

ENDCAP

EC1 = Ramped endcap*
EC2 = Flush endcap

POWER TRANSFERS

For no power transfers, leave blank
FC3 = 3' Flex Conduit
FC10 = 10' Flex Conduit
PT5 = Power Transfer
EH8 = Electric Hinge

ANTIMICROBIAL

For no coating, leave blank
AM = Antimicrobial Coating

FASTENERS

For standard machine, wood & self-drilling screws, leave blank
SN1 = Sex Nurs/ Throughbolts

KNURLING

For no knurling, leave blank
KN = Knurled (lever trim only)

SERIES TYPE

70 = CVR, wide stile, wood door
71 = CVR, top rod only, wide stile, wood door
80 = CVR, wide stile, hollow metal door
81 = CVR, top rod only, wide stile, hollow metal door
82 = CVR, wide stile, aluminum door
83 = CVR, top rod only, wide stile, aluminum door

OUTSIDE TRIM FUNCTION

For no outside trim, leave blank
01CV = CVR, Exit only, blank plate
02CV = CVR, Dummy pull trim
02WP = Dummy wire pull handle
03CV = CVR, Key retracts latch, Wide pull handle
03WSV = CVR, Key retracts latch, Wide plate - short
02DV = CVR, Dummy lever handle (handed) (S, T or U lever)
08DV = CVR, Active lever, key locks / unlocks lever, wide lever handle (handed) (S, T or U lever) (classroom)
09DV = CVR, Lever trim active by key, locked when key removed; Wide lever handle (handed) (S, T or U lever) (storeroom)
14DV = CVR, Active lever, no key cylinder; Wide lever handle (handed) (S, T or U lever) (passage)
EUV = Electric Unlock Trim (24VDC/FSE Std.) - Specify handing (not field reversible). For 12VDC specify 12VDC. For Fall Safe specify FSA

DOOR HANDING

RHR = Right hand reverse*
LHR = Left hand reverse

KEYSTOP

For no keystop, leave blank
KS = Keystop (Available with EA, EE, EE ER, EI functions)

STRIKES

95T = CVR, top strike
95B = CVR, bottom strike

SWITCHING

For no switching, leave blank
LX = Latch Bolt Signal Switch
LXV = Latch Bolt Current Switch

DOOR WIDTH

24" wide door
30" wide door
36" wide door (3)*
48" wide door (4)

DOOR HEIGHT/CVR HEIGHT

For 80-96" door heights, leave blank
" - 80" - 96" high door
120" - 97" - 120" high door

ELECTRIFIED FUNCTION

For no electrified function, leave blank

Standard

Select Arming Time and Auto Rearm
EA = Hardwired Exit Alarm
EA EX = Exit Alarm with Request To Exit (Signal) Switch
EA EXV = Exit Alarm with Request To Exit (3Amp Current) Switch
ED = Electric Dogging
EX = Request To Exit (Signal) Switch
EXV = Request To Exit (3Amp Current) Switch

Delayed Egress

Select Arming Delay, Delayed Egress Time and Silent Arming
EE = Delayed Egress

Power Supply for Delayed Egress

Comes standard with 90-800 power supply
Single = (1) 90-800 w/o bat backup
Pair = (1) 90-800 w/o bat backup

Latch Retraction

ER EX = Electric Latch Retraction with Request To Exit Switch (silencer standard)

Power Supply / Controller for Latch Retraction

Only (ER)
Order/Sold Separately
Single = 81-800
Pair = 82-800
2 Independent Singles = 83-800

Delayed Egress/Latch Retraction

EE ER = Delayed Egress with Electric Latch Retraction (silencer standard)

Required Power Supply/Controller for Delayed Egress with Latch Retraction (EE ER)

Order/Sold Separately
Single EE ER = 84-800
Pair of EE ER = 85-800
One EE ER and One EE = 85-800 EE
One EE ER and One ER = 85-800 ER


¹(70/71 Series only) For use with single doors up to 4'x8' and pairs of doors up to 8'x8' with Listed 90 MINUTE - See 70/71 Series Catalog page for more information
 Fire-rated trims must be fall safe (FSA)

**Other FSB levers available: 1016, 1035, 1058, 1075, 1093, 1119, 1147. FSB levers available in 630 finish only. See catalog pages for more information.

NOTE: * = default/standard

Also see online version at detex.com/hto

March 22, 2019



| BHMA Function | BHMA Definition | Description | ADVANTEX® | | | |
|---------------|---|--|---------------|---------------|--|--|
| | | | 10 Series Rim | 98 Series Rim | Manufacturer B Exit Devices 8800 Series Rim | Manufacturer C Exit Devices 21 Series Rim |
| 01 | Exit Only | Cover Plate | 01C & 01W | 990EO | 802-PTB | 1701 |
| 02 | Pull When Dogged | Dummy Pull | 02C | 990DT | 810-PTB | 1702A |
| 02 | Pull When Dogged | Dummy Vandal Pull | 02Z | VR910DT | 821 | N/A |
| 03 | Key Retracts Latch Bolt | Night Latch Vandal Pull | 03Z | VR910NL | LC-826 | N/A |
| 03 | Key Retracts Latch Bolt | Night Latch Pull | 03C | 990NL | LC-814-PSB | 1703A |
| 03 | Key Retracts Latch Bolt | Night Latch - Cylinder Only - Pull by others | 03WS & 03W | 110NL-OP | N/A | C03 |
| 01 | Exit Only | Blank Escutcheon | 01D | 996EO | | N/A |
| 02 | Pull When Dogged | Dummy Lever | 02D | 996LxDT | 710-ETL | 4902A |
| 08 | Key Unlocks & Locks Lever | Classroom Lever | 08D | 996L | LC-743-ETL | 4908A |
| 09 | Lever Active by Key; Locked when key removed | Night Latch / Storeroom Lever | 09D | 996LxNL | LC-746-ETL | 4903A |
| 10 | Inside or outside; key locks or unlocks lever | Double Cylinder Lever | 10D | 996L-2 | LC-716-ETL | 4908A |
| 14 | Lever always active | Passage Lever | 14D | 996LxBE | LC-715-ETL | 4914A |
| EU | Electric Lock / Unlock | Fail Secure or Fail Safe | EU | E996L | LC-775-ETL LC-775-ETL | E4908A |

| BHMA Function | BHMA Definition | Description | 20/21 Series SVR | 9827 Series SVR | 8700 Series SVR | 22 Series SVR |
|---------------|--|--|------------------|-----------------|--|---------------|
| 01 | Exit Only | Cover Plate | 01C & 01W | 990EO | 802-PTB | 1701 |
| 02 | Pull When Dogged | Dummy Pull | 02C | 990DT | 810-PTB | 1702A |
| 02 | Pull When Dogged | Dummy Vandal Pull | 02Z | VR910DT | 821 | N/A |
| 03 | Key Retracts Latch Bolt | Night Latch Vandal Pull | 03Z | VR910NL | LC-826 | N/A |
| 03 | Key Retracts Latch Bolt | Night Latch Pull | 03C | 990NL | N/A | 1703A |
| 03 | Key Retracts Latch Bolt | Night Latch - Cylinder Only - Pull by others | 03WS & 03W | 370T | 306 | C03 |
| 01 | Exit Only | Blank Escutcheon | 01D | N/A | 710 | N/A |
| 02 | Pull When Dogged | Dummy Lever | 02D | 996LxDT | 71-ETL | 4902A |
| 08 | Key Unlocks & Locks Lever | Classroom Lever | 08D | 996L-2 | LC-743-ETL | 4908A |
| 09 | Lever Active by Key; Locked when key removed | Night Latch / Storeroom Lever | 09D | 996LxNL | LC-746-ETL | 4903A |
| 14 | Lever always active | Passage Lever | 14D | 996LxBE | LC-715-ETL | 4914A |
| EU | Electric Lock / Unlock | Fail Secure or Fail Safe | EU | E996L | 773-ETL (no cylinder) 774-ETL (no cylinder) | E4908A |

| BHMA Function | BHMA Definition | Description | 10 Series Rim | 98 Series Rim | 8800 Series Rim | 21 Series Rim |
|---------------|---|--|---------------|---------------|--------------------------------------|---------------|
| 01 | Exit Only | Cover Plate | 01CM & 01WM | 990EO | 802-PTB | 1701 |
| 02 | Pull When Dogged | Dummy Pull | 02CM | 990DT | 810-PTB | 1702A |
| 03 | Key Retracts Latch Bolt | Night Latch Pull | 03CM | 990NL | LC-814-PTB | 1703A |
| 03 | Key Retracts Latch Bolt | Night Latch - Cylinder Only - Pull by others | 03WM | 990NL | N/A | C03 |
| 01 | Exit Only | Blank Escutcheon | 01DM | N/A | 710 | N/A |
| 02 | Pull When Dogged | Dummy Lever | 02DM | 996LxDT | 710-ETL | M4902A |
| 08 | Key Unlocks & Locks Lever | Classroom Lever | 08DM | 996L | LC-743-ETL | M4908A |
| 09 | Lever Active by Key; Locked when key removed | Night Latch / Storeroom Lever | 09DM | 996LxNL | LC-706-ETL (not vandal resistant) | M4903A |
| 10 | Inside or outside; key locks or unlocks lever | Double Cylinder Lever | 10DM | 996L-2 | LC-716-ETL | M4908A |
| 14 | Lever always active | Passage Lever | 14DM | 996LxBE | 715-ETL | M4914A |
| EU | Electric Lock / Unlock | Fail Secure or Fail Safe | EUxDM | E996L | LC-775-ETL LC-776-ETL | E4908A |

TRIM CROSS REFERENCE CONT'D ON PAGE 47

| BHMA Function | BHMA Definition | Description | ADVANTEX | Manufacturer A Exit Devices | Manufacturer B Exit Devices | Manufacturer C Exit Devices |
|---------------|--|--|----------------------------|-----------------------------|--|-----------------------------|
| | | | 40 Series Narrow Stile Rim | 35A Series Narrow Stile Rim | 8500 Series Narrow Stile Rim | 24 Series Narrow Stile Rim |
| 01 | Exit Only | Cover Plate | 01CN | 360EO | N/A | 2001 |
| 02 | Pull When Dogged | Dummy Pull | 02CN | 386DT | N/A | 2002A |
| 03 | Key Retracts Latch Bolt | Night Latch Pull | 03CN | 386NL | N/A | 2003A |
| 03 | Key Retracts Latch Bolt | Night Latch - Cylinder Only - Pull by others | 03WS | 388 | N/A | C03 |
| 01 | Exit Only | Blank Escutcheon | 01DN | N/A | N/A | N/A |
| 02 | Pull When Dogged | Dummy Lever | 02DN | 360LxDT | 710-ETL | 2902A |
| 08 | Key Unlocks & Locks Lever | Classroom Lever | 08DN | 360L | LC-743-ETL | 2908A |
| 09 | Lever Active by Key; Locked when key removed | Night Latch / Storeroom Lever | 09DN | 360L-NL | LC-746-ETL | 2903A |
| 14 | Lever always active | Passage Lever | 14DN | 360L-BE | 715-ETL | 2914A |
| EU | Electric Lock / Unlock | Fail Secure or Fail Safe | EU2W | E360L-BE | 773-ETL (no cylinder) 774-ETL (no cylinder) | N/A |

| BHMA Function | BHMA Definition | Description | 50/51 Series Narrow Stile SVR | 3527A Series Narrow Stile SVR | Not Available | Not Available |
|---------------|--|--|-------------------------------|-------------------------------|---------------|---------------|
| 01 | Exit Only | Cover Plate | 01CN | N/A | N/A | N/A |
| 02 | Pull When Dogged | Dummy Pull | 02CN | 386DT | N/A | N/A |
| 03 | Key Retracts Latch Bolt | Night Latch Pull | 03CN | 386NL | N/A | N/A |
| 03 | Key Retracts Latch Bolt | Night Latch - Cylinder Only - Pull by others | 03WS | 388 | N/A | N/A |
| 01 | Exit Only | Blank Escutcheon | 01DN | N/A | N/A | N/A |
| 02 | Pull When Dogged | Dummy Lever | 02DN | 360LxDT | N/A | N/A |
| 08 | Key Unlocks & Locks Lever | Classroom Lever | 08DN | 360L | N/A | N/A |
| 09 | Lever Active by Key; Locked when key removed | Night Latch / Storeroom Lever | 09DN | 360LxNL | N/A | N/A |
| 14 | Lever always active | Passage Lever | 14DN | 360L-BE | N/A | N/A |
| EU | Electric Lock / Unlock | Fail Secure or Fail Safe | EU2W | E360L-BE | N/A | N/A |

| BHMA Function | BHMA Definition | Description | 60/61 Series Narrow Stile CVR for Aluminum Doors | 3547A Series Narrow Stile CVR | AD8400 Series Narrow Stile CVR | 2600 Series Narrow Stile CVR |
|---------------|--|--|--|-------------------------------|--------------------------------|------------------------------|
| 02 | Pull When Dogged | Dummy Pull (Wire) | 02WP | 8190 | 862 Pull | N/A |
| 03 | Key Retracts Latch Bolt | Night Latch - Cylinder Only - Pull by others | 03R | 388 | 100 | N/A |
| 01 | Exit Only | Blank Escutcheon | 01DND | N/A | 710-4 | N/A |
| 02 | Pull When Dogged | Dummy Lever | 02DND | 360LxDT | 710-4-ETL | 2902A |
| 08 | Key Unlocks & Locks Lever | Classroom Lever | 08DND | 360L | LC-743-4-ETL | 2908A |
| 09 | Lever Active by Key; Locked when key removed | Night Latch / Storeroom Lever | 09DND | 360LxNL | LC-746-4-ETL | 2903A |
| 14 | Lever always active | Passage Lever | 14DND | 360L-BE | 715-4-ETL | 2914A |

| BHMA Function | BHMA Definition | Description | 62/63 Series Narrow Stile CVR for Hollow Metal Doors | 3547A Series Narrow Stile CVR | AD8400 Series Narrow Stile CVR | 2600 Series Narrow Stile CVR |
|---------------|--|--|--|-------------------------------|--------------------------------|------------------------------|
| 01 | Exit Only | Cover Plate | 01CNV | N/A | N/A | N/A |
| 02 | Pull When Dogged | Dummy Pull | 02CNV | N/A | N/A | N/A |
| 02 | Pull When Dogged | Dummy Pull (Wire) | 02WP | 8190 | 862 Pull | N/A |
| 03 | Key Retracts Latch Bolt | Night Latch Pull | 03CNV | 388X8190 | N/A | N/A |
| 03 | Key Retracts Latch Bolt | Night Latch - Cylinder Only - Pull by others | 03R | 388 | N100 | N/A |
| 01 | Exit Only | Blank Escutcheon | 01DND | N/A | 710-4 | N/A |
| 02 | Pull When Dogged | Dummy Lever | 02DND | N/A | 710-4-ETL | N/A |
| 08 | Key Unlocks & Locks Lever | Classroom Lever | 08DND | 360L | LC-743-4-ETL | 2908A |
| 09 | Lever Active by Key; Locked when key removed | Night Latch / Storeroom Lever | 09DND | 360L-NL | LC-746-4-ETL | 2909A |
| 14 | Lever always active | Passage Lever | 14DND | 360L-BE | 715-4-ETL | 2914A |

TRIM CROSS REFERENCE CONT'D ON PAGE 48

| BHMA Function | BHMA Definition | Description | ADVANTEX | Manufacturer A Exit Devices | Manufacturer B Exit Devices | Manufacturer C Exit Devices |
|---------------|--|--|---------------------------------|--------------------------------|--|--------------------------------|
| | | | 70/71 Series CVR for Wood Doors | 9847 WDC Series for Wood Doors | WD8600 Series CVR | 2700 Series CVR for Wood Doors |
| 01 | Exit Only | Cover Plate | 01CV | 990EO | N/A | 1701 |
| 02 | Pull When Dogged | Dummy Pull | 02CV | 990DT | N/A | 1702A |
| 02 | Pull When Dogged | Dummy Pull (Wire) | 02WP | 8190 | 862 Pull | N/A |
| 03 | Key Retracts Latch Bolt | Night Latch Pull | 03CV | 990NL-R/V | N/A | 1703A |
| 03 | Key Retracts Latch Bolt | Night Latch - Cylinder Only - Pull by others | 03WS | 110NL-MD | 100 | N/A |
| 01 | Exit Only | Blank Escutcheon | 01DV | N/A | 710-4 | N/A |
| 02 | Pull When Dogged | Dummy Lever | 02DV | 996L-DT-CV | 710-4-ETL | 4902A |
| 08 | Key Unlocks & Locks Lever | Classroom Lever | 08DV | 996L-CV | LC-743-4-ETL | 4908A |
| 09 | Lever Active by Key; Locked when key removed | Night Latch / Storeroom Lever | 09DV | 996L-NL-CV | LC-746-4-ETL | 4903A |
| 14 | Lever always active | Passage Lever | 14DV | 996LxBE | 715-4-ETL | 4914A |
| EU | Electric Lock / Unlock | Fail Secure or Fail Safe | EUV | E996L | 773-4-ETL (no cylinder) 774-4-ETL (no cylinder) | E2703 4908A |

| BHMA Function | BHMA Definition | Description | 80/81 Series CVR for Hollow Metal Doors | 9847 Series | MD8600 Series CVR | 2800 Series CVR |
|---------------|--|--|---|-------------|--|-----------------|
| | | | 01 | Exit Only | Cover Plate | 01CV |
| 02 | Pull When Dogged | Dummy Pull | 02CV | 990DT | N/A | C1702A |
| 02 | Pull When Dogged | Dummy Pull (Wire) | 02WP | 8190 | 862 Pull | N/A |
| 03 | Key Retracts Latch Bolt | Night Latch Pull | 03CV | 990NL-R/V | N/A | C1703A |
| 03 | Key Retracts Latch Bolt | Night Latch - Cylinder Only - Pull by others | 03WS | 110NL-MD | 100 | N/A |
| 01 | Exit Only | Blank Escutcheon | 01DV | N/A | 710-4 | N/A |
| 02 | Pull When Dogged | Dummy Lever | 02DV | 996L-DT-CV | 710-4-ETL | 4902A |
| 08 | Key Unlocks & Locks Lever | Classroom Lever | 08DV | 996L-CV | LC-743-4-ETL | 4908A |
| 09 | Lever Active by Key; Locked when key removed | Night Latch / Storeroom Lever | 09DV | 996L-NL-CV | LC-746-4-ETL | 4903A |
| 14 | Lever always active | Passage Lever | 14DV | 996LxBE | 715-4-ETL | 4914A |
| EU | Electric Lock / Unlock | Fail Secure or Fail Safe | EUV | E996L | 773-4-ETL (no cylinder) 774-4-ETL (no cylinder) | E2803 4908A |

| BHMA Function | BHMA Definition | Description | 82/83 Series CVR for Aluminum Doors | 9847 Series | AD8600 Series CVR | 2800 Series CVR |
|---------------|--|--|-------------------------------------|-------------|--|-----------------|
| | | | 01 | Exit Only | Cover Plate | 01CV |
| 02 | Pull When Dogged | Dummy Pull | 02CV | 990DT | N/A | C1702A |
| 02 | Pull When Dogged | Dummy Pull (Wire) | 02WP | 8190 | 862 Pull | N/A |
| 03 | Key Retracts Latch Bolt | Night Latch Pull | 03CV | 990NL-R/V | N/A | C1703A |
| 03 | Key Retracts Latch Bolt | Night Latch - Cylinder Only - Pull by others | 03WS | 110NL-MD | 100 | N/A |
| 01 | Exit Only | Blank Escutcheon | 01DV | N/A | 710-4 | N/A |
| 02 | Pull When Dogged | Dummy Lever | 02DV | 996L-DT-CV | 710-4-ETL | 4902A |
| 08 | Key Unlocks & Locks Lever | Classroom Lever | 08DV | 996L-CV | LC-743-4-ETL | 4908A |
| 09 | Lever Active by Key; Locked when key removed | Night Latch / Storeroom Lever | 09DV | 996L-NL-CV | LC-746-4-ETL | 4903A |
| 14 | Lever always active | Passage Lever | 14DV | 996LxBE | 715-4-ETL | 4914A |
| EU | Electric Lock / Unlock | Fail Secure or Fail Safe | EUV | E996L | 773-4-ETL (no cylinder) 774-4-ETL (no cylinder) | E2803 4908A |

| BHMA Type | BHMA Definition | ADVANTEX | Manufacturer A Exit Devices | Manufacturer B Exit Devices | Manufacturer C Exit Devices |
|-----------|--|-----------------|-----------------------------|-----------------------------|-----------------------------|
| 1 | Rim Exit Device | 10 | 98 99 | 8800 | 2100 |
| | Rim Exit Device - Weatherized | 10xW | No equal | No equal | No equal |
| 2 | Surface Vertical Rod Exit Device | 20 | 9827 9927 | 8700 | 2200 |
| | Surface Vertical Rod Exit Device - Weatherized | 20xW | No equal | No equal | No equal |
| | Surface Vertical Rod Exit Device - Top Rod Only | 21 | 9827-LBR 9927-LBR | NB8700 | 2200LBR |
| | Surface Vertical Rod Exit Device - Top Rod Only - Weatherized | 21xW | No equal | No equal | No equal |
| 3 | Mortise Exit Device | 30 | 9875 9975 | 8900 | 2300 |
| 4 | Narrow Stile Rim Exit Device | 40 | 33A | 8400 | 2400 |
| | Narrow Stile Rim Exit Device - Weatherized | 40xW | No equal | No equal | No equal |
| 5 | Narrow Stile Surface Vertical Rod Exit Device | 50 | 3327A | No equal | No equal |
| | Narrow Stile Surface Vertical Rod Exit Device - Weatherized | 50xW | No equal | No equal | No equal |
| | Narrow Stile Surface Vertical Rod Exit Device - Top Rod Only | 51 | 3327A-LBR | No equal | No equal |
| | Narrow Stile Surface Vertical Rod Exit Device - Top Rod Only - Weatherized | 51xW | No equal | No equal | No equal |
| 6 | Narrow Stile Concealed Vertical Rod Exit Device (for Aluminum Door) | 60 | 3347A | AD8400 | 2600 |
| | Narrow Stile Concealed Vertical Rod Exit Device (for Aluminum Door) - Top Rod Only | 61 | 3347A-LBR | NB-AD8400 | 2600LBR |
| | Narrow Stile Concealed Vertical Rod Exit Device (for Hollow Metal Door) | 62 | 3347A | MD8400 | 2600 |
| | Narrow Stile Concealed Vertical Rod Exit Device (for Hollow Metal Door) - Top Rod Only | 63 | 3347A-LBR | NB-MD8400 | 2600LBR |
| 7 | Concealed Vertical Rod Exit Device (for Wood Door) | 70 | 3347A 3547A | WD8600 | 2700 |
| | Concealed Vertical Rod Exit Device (for Wood Door) - Top Rod Only | 71 | 3347A-LBR 3547A-LBR | NB-WD8600 | 2700LBR |
| 8 | Concealed Vertical Rod Exit Device (for Hollow Metal Door) | 80 | 9847 9947 | MD8600 | 2800 |
| | Concealed Vertical Rod Exit Device (for Hollow Metal Door) - Top Rod Only | 81 | 9847-LBR 9947-LBR | NB-MD8600 | 2800LBR |
| | Concealed Vertical Rod Exit Device (for Aluminum Door) | 82 | 9847 9947 | AD8600 | 2800 |
| | Concealed Vertical Rod Exit Device (for Aluminum Door) - Top Rod Only | 83 | 9847-LBR 9947-LBR | NB-AD8600 | 2800LBR |

| Function | ADVANTEX [®] | Manufacturer A Exit Devices | Manufacturer B Exit Devices | Manufacturer C Exit Devices |
|--|---|--------------------------------|--------------------------------|--------------------------------|
| | Standard Advantex | Standard 98 Series | Standard 80 Series | Standard 2000 Series |
| Hardwired Exit Alarm | EA | ALK | AL | ALW |
| Weatherized Battery Powered Exit Alarm | EB W | No equal | No equal | No equal |
| Electric Dogging | ED | No equal | 58 | No equal |
| Electric Latch Retraction | ER EX <small>Request to Exit Switch Included</small> | QEL | 56 | ELR |
| Weatherized Electric Latch Retraction | ER EX W <small>Request to Exit Switch Included</small> | No equal | No equal | No equal |
| Electric Lock/Unlock Lever | EU, EU2W, EUV | E996L | 73/74/75/76 | E |
| Delayed Egress | EE | CX | 59 | DE |
| Delayed Egress with Latch Retraction | EE ER | No equal | No equal | No equal |
| Electric Switching | ES | RXxLX | 53x55 | LSxTS |
| Latch Bolt Signaling | LX | LX | 53 | LS |
| Electric Integration | EI | No equal | No equal | No equal |
| Request to Exit Signaling | EX | RX | 55 | TS |
| Weatherized Request to Exit Signaling | EX W | WP-RX | No equal | WTS |
| Request to Exit Switching for High Current | EXV | No equal | No equal | No equal |
| Latch Bolt Signaling for High Current | LXV | No equal | No equal | No equal |
| Weatherized Request to Exit Switching for High Current | EXV W | No equal | No equal | No equal |


| Hardwired Exit Alarm (EA) - Available on all Devices | Price Add \$507 |
|--|------------------------|
| Standard Package Includes: <ul style="list-style-type: none"> - Switch monitors pushpad movement and triggers alarm - Green & Red LED, cylinder arming, 9-volt battery and piezo horn - Manual Key Arming standard or field-selectable 2-minute auto rearm - Remote Alarm Relay output (std) Common, Normally Open or Normally Closed Relay contacts - Bypass Alarm Relay input (std.) Normally Open Relay Contacts - Low Battery Alert (std), field-selectable option to remove backup battery / disable low-battery alert - Cylinder Dogging (CD) standard or Less Dogging (LD - NOTE: Fire Rated devices come LD only) - Self-adhesive Door Sign (EA-561 English - Red) | |
| Options | |
| FC3EC1 - Flex Conduit Kit (3') includes conduit, ramped endcap and fittings | Add \$214 |
| FC10EC1 - Flex Conduit Kit (10') includes conduit, ramped endcap and fittings | Add \$233 |
| FC3EC2 - Flex Conduit Kit (3') includes conduit, flush endcap and fittings | Add \$115 |
| FC10EC2 - Flex Conduit Kit (10') includes conduit, flush endcap and fittings | Add \$165 |
| KS - Keystop feature installed | Add \$8 |
| LD - Less Dogging | N/C |
| Substitute Door Signage Available (See Accessories - Page 66) | N/C |
| LX - Latch Bolt Signaling Switch (example EA LX - Available on 10/40/60/70/80 Devices) | Add \$253 |
| PT-5 - Power Transfer | Add \$185 |
| EWH8-626 - Electric Hinge | Add \$444 |
| Accessories | |
| (NOTE: EA alarm can be hardwired with 12V AC/DC through 24V AC/DC) | |
| PP-5152-2 Transformer 24VAC | Add \$101 |
| PP-5152-3 Transformer 12VAC | Add \$47 |

| Weatherized Exit Alarm (EB W) - Battery Powered - Available on 10/20/21/40/50/51 Devices | Price Add \$790 |
|---|------------------------|
| Standard Package Includes: <ul style="list-style-type: none"> - Remote signaling, remote bypass, pushpad monitoring - Green & Red LED, cylinder arming, 9-volt battery and piezo horn - Manual Key Arming standard or field-selectable 2-minute auto rearm - Remote Alarm Relay output (std) Common, Normally Open or Normally Closed Relay contacts - Bypass Alarm Relay input (std.) Normally Open Relay Contacts - Low-Battery Alert (std), field-selectable option to remove backup battery / disable low-battery alert - Cylinder Dogging (CD) standard or Less Dogging (LD - NOTE: Fire Rated devices come LD only) - Pushpad Signage "Push to Open Alarm Will Sound" | |
| Options | |
| FC3EC1W - Weatherized Flex Conduit Kit (3') includes conduit, ramped endcap and fittings | Add \$221 |
| FC10EC1W - Weatherized Flex Conduit Kit (10') includes conduit, ramped endcap and fittings | Add \$237 |
| FC3EC2W - Weatherized Flex Conduit Kit (3') includes conduit, flush endcap and fittings | Add \$119 |
| FC10EC2W - Weatherized Flex Conduit Kit (10') includes conduit, flush endcap and fittings | Add \$171 |
| KS - Keystop feature installed | Add \$8 |
| LD - Less Dogging | N/C |
| Accessories | |
| 106595-5 - Battery Eliminator 9VDC Power Source in NEMA Enclosure | Add \$1,799 |

| Delayed Egress with Electromagnetic Lock (EM) |
|--|
| See Delayed Egress (EE) |

ELECTRIFIED OPTIONS CONT'D ON PAGE 53

NOTES



No matter the weather or power, we make it secure. Imagine that.

OUTDOOR LATCH RETRACTION

Our solution lasts through the harshest conditions and stays locked from the pull side when power is lost. Assured security when electricity is far from a sure thing—that's the Detex effect.

Call 800-729-3839

detex.com/outdoorlatch

DETEX[®]

| | | |
|---|--|--------------------------|
| Electric Latch Retraction with Request to Exit Switch (ER EX) - Available on all Devices 30" or longer | | Price Add \$1,346 |
| <p>Standard Package Includes</p> <ul style="list-style-type: none"> - Simultaneous latch and quiet pushpad retraction - Quiet latch retraction - Long-term dogging capability - Request to Exit Switch <p>(NOTE: A Power Supply Controller is required for ER EX but not included in standard package)</p> | | |
| Options | | |
| FC3EC1 - Flex Conduit Kit (3') includes conduit, ramped endcap and fittings | | Add \$214 |
| FC10EC1 - Flex Conduit Kit (10') includes conduit, ramped endcap and fittings | | Add \$233 |
| FC3EC2 - Flex Conduit Kit (3') includes conduit, flush endcap and fittings | | Add \$115 |
| FC10EC2 - Flex Conduit Kit (10') includes conduit, flush endcap and fittings | | Add \$165 |
| LX - Latch Bolt Signaling Switch (example ER EX LX - Available on 10/40/60/70/80 Devices) | | Add \$253 |
| PT-5 - Power Transfer | | Add \$185 |
| EWH8-626 - Electric Hinge | | Add \$444 |
| Required Accessories | | |
| 81-800 Power Supply Controller for Latch Retraction - Single Door | | See page 96 |
| 82-800 Power Supply Controller for Latch Retraction - Pairs of Doors Simultaneous | | See page 96 |
| 83-800 Power Supply Controller for Latch Retraction - Pairs of Doors Independent | | See page 96 |

| | | |
|---|--|--------------------------|
| Weatherized Electric Latch Retraction with Request to Exit Switch (ER EX W) - Available on 10/20/21/40/50/51 Devices | | Price Add \$2,154 |
| <p>Standard Package Includes:</p> <ul style="list-style-type: none"> - Weatherized simultaneous latch and quiet pushpad retraction - Long-term dogging capability - Request to Exit Switch <p>(NOTE: A Power Supply is required for ER EX W but not included in standard package. If mounting outside, NEMA enclosure required)</p> | | |
| Options | | |
| FC3EC1W - Weatherized Flex Conduit Kit (3') includes conduit, ramped endcap and fittings | | Add \$221 |
| FC10EC1W - Weatherized Flex Conduit Kit (10') includes conduit, ramped endcap and fittings | | Add \$237 |
| FC3EC2W - Weatherized Flex Conduit Kit (3') includes conduit, flush endcap and fittings | | Add \$119 |
| FC10EC2W - Weatherized Flex Conduit Kit (10') includes conduit, flush endcap and fittings | | Add \$171 |
| Required Accessories | | |
| 81-800 Power Supply Controller for Latch Retraction - Single Door | | See page 96 |
| 82-800 Power Supply Controller for Latch Retraction - Pairs of Doors Simultaneous | | See page 96 |
| 83-800 Power Supply Controller for Latch Retraction - Pairs of Doors Independent | | See page 96 |

ELECTRIFIED OPTIONS CONT'D ON PAGE 54

Delayed Egress with Latch Retraction (EE ER EX) - Available on all Devices 36" or longer **Price Add \$3,078**

Standard Package Includes:

- Switches to monitor pushpad and dead latch
- Quiet latch retraction
- Request to Exit Switch
- Sold separately, but required and Included as part of Power Supply Controller is the Remote, wall-mount keyswitch & horn, with green and red LED, 100-dB alarm (RIU) as part of 84-800 and 85-800

(NOTE: A Logic Controller is required for EE ER but not included in standard package)

For options such as Silent Arming, arming times, set grant times, Keystop (armed when key removed) Rearm using Key Only, access control only bypasses (RKO) and other options, see power supply controllers on pages 96-97.

Options

| | |
|--|-----------|
| 30 - 30-Second Delayed Egress (example EE ER 30) (NOTE - determined by power supply - See below) | N/C |
| FC3EC1 - Flex Conduit Kit (3') includes conduit, ramped endcap and fittings | Add \$214 |
| FC10EC1 - Flex Conduit Kit (10') includes conduit, ramped endcap and fittings | Add \$233 |
| FC3EC2 - Flex Conduit Kit (3') includes conduit, flush endcap and fittings | Add \$115 |
| FC10EC2 - Flex Conduit Kit (10') includes conduit, flush endcap and fittings | Add \$165 |
| KS - Keystop feature installed | Add \$8 |
| Substitute Door Signage Available (See Accessories - Page 64) | N/C |
| LX - Latch Bolt Signaling Switch (example EE ER LX - Available on 10/40/60/70/80 Devices) | Add \$253 |
| PT-5 - Power Transfer | Add \$185 |
| EWH8-626 - Electric Hinge | Add \$444 |

Required Accessories

| | |
|--|-------------|
| 84-800 Power Supply Controller for single doors - for options such as Silent Arming / no chirps (SA), Reset with Key Only, access control does not reset alarm, just bypass (RKO), contact factory – includes wall-mount key switch & Horn interface box (RIU) | See page 97 |
| 85-800 Power Supply Controller for pairs of doors - for options such as Silent Arming / no chirps (SA), Reset with Key Only, access control does not reset alarm, just bypass (RKO), contact factory – includes wall-mount key switch & Horn interface box (RIU) | See page 97 |

ELECTRIFIED OPTIONS CONT'D ON PAGE 56

NOTES



Free your staff. Delay all others.

DELAYED EXIT WITH LATCH RETRACTION

Only Detex combines quiet motorized latch retraction and delayed egress in a single easy solution. Your staff moves freely while secure areas stay secure – that's the Detex effect.

Call 800-729-3839
detex.com/delayedlatch



Electric Dogging (ED) - Available on all Devices **Price Add \$653**

Standard Package Includes:

- On-board switching requires initial manual pushpad depression after electric activation
- Long-term dogging

(NOTE: A 24V power supply or logic controller is required for ED but not included.)

(NOTE: Most applications with ED require a power switch. - See page 142)

Options

| | |
|--|-----------|
| FC3EC1 - Flex Conduit Kit (3') includes conduit, ramped endcap and fittings | Add \$214 |
| FC10EC1 - Flex Conduit Kit (10') includes conduit, ramped endcap and fittings | Add \$233 |
| FC3EC2 - Flex Conduit Kit (3') includes conduit, flush endcap and fittings | Add \$115 |
| FC10EC2 - Flex Conduit Kit (10') includes conduit, flush endcap and fittings | Add \$165 |
| EX - Request to Exit Switching (example ED EX) | Add \$229 |
| LX - Latch Bolt Signaling Switch (example ED LX - Available on 10/40/60/70/80 Devices) | Add \$253 |
| PT-5 - Power Transfer | Add \$185 |
| EWH8-626 - Electric Hinge | Add \$444 |

Accessories

| | |
|--|-------------|
| CS462 Keyswitch (For other keyswitch and push button options, see page 142) | Add \$229 |
| PP-5152-2 24VAC transformer (Order Separately) | Add \$98 |
| 24V power supply for filtered, regulated power and simplified fire loop connections (Order Separately) | See Page 98 |

Delayed Egress (EE) - Available on all Devices 36" or longer **Price Add \$2,186**

Standard Package Includes:

- 15-second Delayed Egress - alarm switches monitor dead latch
- 15-second arming delay (AD) with extended bypass (alarm arms after door closes)
- 1-second nuisance delay
- Comes standard with 24V Filtered and Regulated Power Supply with simplified fire loop connections

(NOTE: Detex Power Supply required and included with Standard EE package, can power devices for a pair of doors, specify 10 EE PS0 for second door)

- Switches monitor pushpad, latch bolt and outside trim input
- Manual Key Arming standard or field-selectable 2-minute auto rearm
- Remote Alarm Relay output (std) Common, Normally Open or Normally Closed Relay contacts and Remote Reset
- Bypass Alarm Relay input (std.) Normally Open Relay Contacts
- Low-Battery Alert (std), field-selectable option to remove backup battery / disable low-battery alert
- Cylinder Dogging (CD) standard or Less Dogging (LD - NOTE: Fire Rated devices come LD only)
- Comes with one green LED, one red LED & 100 decibel alarm, field-selectable LED status indicator & self-adhesive, code-compliant door sign (ECL-395 English - 15 Second - Red)

For non-standard arming delay, non-standard nuisance delay, 2-minute alarm silence, non-extended bypass, set grant times and other non-standard options or features, contact factory.

Options

| | |
|--|----------------|
| 1 - 1 Second Arming | N/C |
| 30 - 30-Second Delayed Egress (example EE 30) | N/C |
| FC3EC1 - Flex Conduit Kit (3') includes conduit, ramped endcap and fittings | Add \$214 |
| FC10EC1 - Flex Conduit Kit (10') includes conduit, ramped endcap and fittings | Add \$233 |
| FC3EC2 - Flex Conduit Kit (3') includes conduit, flush endcap and fittings | Add \$115 |
| FC10EC2 - Flex Conduit Kit (10') includes conduit, flush endcap and fittings | Add \$165 |
| KS - Keystop feature installed | Add \$8 |
| LD - Less Dogging | N/C |
| LX - Latch Bolt Signaling Switch (example EE LX - Available on 10/40/60/70/80 Devices) | Add \$253 |
| PT-5 - Power Transfer | Add \$185 |
| EWH8-626 - Electric Hinge | Add \$444 |
| L9 - Less Battery | Add \$5 |
| SI - Status Indicator | Add \$5 |
| L9xSI - Less Battery & Status Indicator | Add \$10 |
| PS0 - Less Power Supply | Subtract \$225 |

ELECTRIFIED OPTIONS CONT'D ON PAGE 57

| |
|--|
| Electric Lock/Unlock (EU) Lever Option - Available on 10/20/21/30 Devices |
| See Advantex Trim Page 17 for complete information |

| |
|--|
| Electric Lock/Unlock (EU2W) Lever Option - Contact factory for use on medium and wide stile doors |
| See Advantex Trim Page 21 for complete information |

| |
|---|
| Electric Lock/Unlock (EUV) Lever Option - Available on 70/80 Devices |
| See Advantex Trim Page 31 for complete information |

| | |
|---|------------------------|
| Electric Switching (ES) - Available on 10/30/40 Devices | Price Add \$319 |
| Standard Package Includes: - Switches to monitor dead latch and outside trim input - Hex Dogging (HD) standard or Less Dogging (LD - NOTE: Fire Rated devices come LD only) | |
| Options | |
| FC3EC1 - Flex Conduit Kit (3') includes conduit, ramped endcap and fittings | Add \$214 |
| FC10EC1 - Flex Conduit Kit (10') includes conduit, ramped endcap and fittings | Add \$233 |
| FC3EC2 - Flex Conduit Kit (3') includes conduit, flush endcap and fittings | Add \$115 |
| FC10EC2 - Flex Conduit Kit (10') includes conduit, flush endcap and fittings | Add \$165 |
| CD - Cylinder Dogging | N/C |
| LD - Less Dogging | N/C |
| PT-5 - Power Transfer | Add \$185 |
| EWH8-626 - Electric Hinge | Add \$444 |

| | |
|--|------------------------|
| Electric Integration (EI) - Available on 10/30/40 Devices | Price Add \$373 |
| Standard Package Includes: - Switches to monitor dead latch and outside trim input - Green and Red LED, cylinder arming and piezo horn (logic & power supply separate) - Cylinder Dogging (CD) standard or Less Dogging (LD - NOTE: Fire Rated devices come LD only) - Code-compliant Signage (EA-561 English Red) (NOTE: A Logic Controller is required for EI but not included in standard package) | |
| Options | |
| FC3EC1 - Flex Conduit Kit (3') includes conduit, ramped endcap and fittings | Add \$214 |
| FC10EC1 - Flex Conduit Kit (10') includes conduit, ramped endcap and fittings | Add \$233 |
| FC3EC2 - Flex Conduit Kit (3') includes conduit, flush endcap and fittings | Add \$115 |
| FC10EC2 - Flex Conduit Kit (10') includes conduit, flush endcap and fittings | Add \$165 |
| KS - Keystop feature installed | Add \$8 |
| LD - Less Dogging | N/C |
| PT-5 - Power Transfer | Add \$185 |
| EWH8-626 - Electric Hinge | Add \$444 |
| Accessories | |
| 10-800 or 11-800 - Logic Controller for Electric Integration | See Page 98 |

ELECTRIFIED OPTIONS CONT'D ON PAGE 58

| Request to Exit Signaling (EX) - Available on all Devices | Price Add \$229 |
|--|------------------------|
| <p>Standard Package Includes:</p> <ul style="list-style-type: none"> - Request to Exit Signal Switch provides 3 wires for either normally open or normally closed signaling when pushpad is pressed - Hex Dogging (HD) standard or Less Dogging (LD - NOTE: Fire Rated devices come LD only) | |
| Options | |
| FC3EC1 - Flex Conduit Kit (3') includes conduit, ramped endcap and fittings | Add \$214 |
| FC10EC1 - Flex Conduit Kit (10') includes conduit, ramped endcap and fittings | Add \$233 |
| FC3EC2 - Flex Conduit Kit (3') includes conduit, flush endcap and fittings | Add \$115 |
| FC10EC2 - Flex Conduit Kit (10') includes conduit, flush endcap and fittings | Add \$165 |
| CD - Cylinder Dogging | N/C |
| LD - Less Dogging | N/C |
| LX - Latch Bolt Signaling Switch (example EX LX - Available on 10/40/60/70/80 Devices) | Add \$253 |
| PT-5 - Power Transfer | Add \$185 |
| EWH8-626 - Electric Hinge | Add \$444 |

| Weatherized Request to Exit Signaling (EX W) - Available on 10/20/21/40/50/51/01/04 Devices | Price Add \$321 |
|--|------------------------|
| <p>Standard Package Includes:</p> <ul style="list-style-type: none"> - Weatherized Request to Exit Signal Switch provides 3 wires for either normally open or normally closed signaling when pushpad is pressed - Hex Dogging (HD) standard or Less Dogging (LD - NOTE: Fire Rated devices come LD only) | |
| Options | |
| FC3EC1W - Weatherized Flex Conduit Kit (3') includes conduit, ramped endcap and fittings | Add \$221 |
| FC10EC1W - Weatherized Flex Conduit Kit (10') includes conduit, ramped endcap and fittings | Add \$237 |
| FC3EC2W - Weatherized Flex Conduit Kit (3') includes conduit, flush endcap and fittings | Add \$119 |
| FC10EC2W - Weatherized Flex Conduit Kit (10') includes conduit, flush endcap and fittings | Add \$171 |
| CD - Cylinder Dogging | N/C |
| LD - Less Dogging | N/C |

| Latch Bolt Signaling (LX) - Available on 10/40/60/61/62/63/70/71/80/81/82/83 Devices | Price Add \$253 |
|--|------------------------|
| <p>Standard Package Includes:</p> <ul style="list-style-type: none"> - Switch monitors latch bolt - Hex Dogging (HD) standard or Less Dogging (LD - NOTE: Fire Rated devices come LD only) | |
| Options | |
| FC3EC1 - Flex Conduit Kit (3') includes conduit, ramped endcap and fittings | Add \$214 |
| FC10EC1 - Flex Conduit Kit (10') includes conduit, ramped endcap and fittings | Add \$233 |
| FC3EC2 - Flex Conduit Kit (3') includes conduit, flush endcap and fittings | Add \$115 |
| FC10EC2 - Flex Conduit Kit (10') includes conduit, flush endcap and fittings | Add \$165 |
| CD - Cylinder Dogging | N/C |
| LD - Less Dogging | N/C |
| PT-5 - Power Transfer | Add \$185 |
| EWH8-626 - Electric Hinge | Add \$444 |
| Accessories | |
| MS-1039S/1059S - Magnetic Switch (Surface) | Add \$76 |
| MS-1039F/1059F - Magnetic Switch (Flush) | Add \$43 |

ELECTRIFIED OPTIONS CONT'D ON PAGE 59

| Latch Bolt Signaling for High Current (LXV) - Available on 10/40/60/61/62/63/70/71/80/81/82/83 Devices | | Price Add \$398 |
|---|--|------------------------|
| Standard Package Includes: | | |
| - 3-Amp switch monitors latch bolt | | |
| - Hex Dogging (HD) standard or Less Dogging (LD - NOTE: Fire Rated devices come LD only) | | |
| Options | | |
| FC3EC1 - Flex Conduit Kit (3') includes conduit, ramped endcap and fittings | | Add \$214 |
| FC10EC1 - Flex Conduit Kit (10') includes conduit, ramped endcap and fittings | | Add \$233 |
| FC3EC2 - Flex Conduit Kit (3') includes conduit, flush endcap and fittings | | Add \$115 |
| FC10EC2 - Flex Conduit Kit (10') includes conduit, flush endcap and fittings | | Add \$165 |
| CD - Cylinder Dogging | | N/C |
| LD - Less Dogging | | N/C |
| PT-5 - Power Transfer | | Add \$185 |
| EWH8-626 - Electric Hinge | | Add \$444 |
| Accessories | | |
| MS-1039S/1059S - Magnetic Switch (Surface) | | Add \$76 |
| MS-1039F/1059F - Magnetic Switch (Flush) | | Add \$43 |

| Request to Exit Switching for High Current (EXV) - Available on All Devices | | Price Add \$373 |
|--|--|------------------------|
| Standard Package Includes: | | |
| - 3-Amp Switch monitors pushpad | | |
| - Hex Dogging (HD) standard or Less Dogging (LD - NOTE: Fire Rated devices come LD only) | | |
| Options | | |
| FC3EC1 - Flex Conduit Kit (3') includes conduit, ramped endcap and fittings | | Add \$214 |
| FC10EC1 - Flex Conduit Kit (10') includes conduit, ramped endcap and fittings | | Add \$233 |
| FC3EC2 - Flex Conduit Kit (3') includes conduit, flush endcap and fittings | | Add \$115 |
| FC10EC2 - Flex Conduit Kit (10') includes conduit, flush endcap and fittings | | Add \$165 |
| CD - Cylinder Dogging | | N/C |
| LD - Less Dogging | | N/C |
| LX - Latch Bolt Signaling Switch (example EXV LX - Available on 10/40/60/70/80 Devices) | | Add \$253 |
| 2 - Includes 2 High-Current Switches (EXV2) | | Add \$373 |
| PT-5 - Power Transfer | | Add \$185 |
| EWH8-626 - Electric Hinge | | Add \$444 |

| Weatherized Request to Exit Switching for High Current (EXV W) - Available on 10/20/21/40/50/51/01/04 Devices | | Price Add \$478 |
|--|--|------------------------|
| Standard Package Includes: | | |
| - 3-Amp Weatherized switch monitors pushpad | | |
| - Hex Dogging (HD) standard or Less Dogging (LD - NOTE: Fire Rated devices come LD only) | | |
| Options | | |
| FC3EC1W - Weatherized Flex Conduit Kit (3') includes conduit, ramped endcap and fittings | | Add \$221 |
| FC10EC1W - Weatherized Flex Conduit Kit (10') includes conduit, ramped endcap and fittings | | Add \$237 |
| FC3EC2W - Weatherized Flex Conduit Kit (3') includes conduit, flush endcap and fittings | | Add \$119 |
| FC10EC2W - Weatherized Flex Conduit Kit (10') includes conduit, flush endcap and fittings | | Add \$171 |
| CD - Cylinder Dogging | | N/C |
| LD - Less Dogging | | N/C |

| | 630 Base Price | EA | EB W | ED | ER EX | ER EX W | EE | EE ER | EI | ES | LX | EX | EX W | EXV | LXV | EXV W |
|---|----------------------|-------|-------|-------|---------|---------|---------|---------|-------|-------|-------|-------|-------|-------|-------|-------|
| Model | | \$507 | \$790 | \$653 | \$1,346 | \$2,154 | \$2,186 | \$3,078 | \$373 | \$319 | \$252 | \$229 | \$321 | \$373 | \$398 | \$478 |
| 10 Series Rim (device only) | \$1,946 | 2,453 | 2,736 | 2,599 | 3,292 | 4,100 | 4,132 | 5,024 | 2,319 | 2,265 | 2,198 | 2,175 | 2,267 | 2,319 | 2,344 | 2,424 |
| 1001C (exit only, cover plate) | \$2,192 | 2,699 | 2,982 | 2,845 | 3,538 | 4,346 | 4,378 | 5,270 | 2,565 | 2,511 | 2,444 | 2,421 | 2,513 | 2,565 | 2,590 | 2,670 |
| 1001W (exit only, cover plate) | \$2,145 | 2,652 | 2,935 | 2,798 | 3,491 | 4,299 | 4,331 | 5,223 | 2,518 | 2,464 | 2,397 | 2,374 | 2,466 | 2,518 | 2,543 | 2,623 |
| 1002C (dummy pull) | \$2,321 | 2,828 | 3,111 | 2,974 | 3,667 | 4,475 | 4,507 | 5,399 | 2,694 | 2,640 | 2,573 | 2,550 | 2,642 | 2,694 | 2,719 | 2,799 |
| 1002Z (vandal pull) | \$2,727 | 3,234 | 3,517 | 3,380 | 4,073 | 4,881 | 4,913 | 5,805 | 3,100 | 3,046 | 2,979 | 2,956 | 3,048 | 3,100 | 3,125 | 3,205 |
| 1003C (key retracts latch pull) | \$2,335 | 2,842 | 3,125 | 2,988 | 3,681 | 4,489 | 4,521 | 5,413 | 2,708 | 2,654 | 2,587 | 2,564 | 2,656 | 2,708 | 2,733 | 2,813 |
| 1003Z (vandal pull) | \$2,727 | 3,234 | 3,517 | 3,380 | 4,073 | 4,881 | 4,913 | 5,805 | 3,100 | 3,046 | 2,979 | 2,956 | 3,048 | 3,100 | 3,125 | 3,205 |
| 1003W (key retracts latch) | \$2,145 | 2,652 | 2,935 | 2,798 | 3,491 | 4,299 | 4,331 | 5,223 | 2,518 | 2,464 | 2,397 | 2,374 | 2,466 | 2,518 | 2,543 | 2,623 |
| 1003WS (key retracts latch) | \$2,120 | 2,627 | 2,910 | 2,773 | 3,466 | 4,274 | 4,306 | 5,198 | 2,493 | 2,439 | 2,372 | 2,349 | 2,441 | 2,493 | 2,518 | 2,598 |
| 1001D (blank escutcheon) | \$2,491 | 2,998 | 3,281 | 3,144 | 3,837 | 4,645 | 4,677 | 5,569 | 2,864 | 2,810 | 2,743 | 2,720 | 2,812 | 2,864 | 2,889 | 2,969 |
| 1002D (dummy lever) | \$2,491 | 2,998 | 3,281 | 3,144 | 3,837 | 4,645 | 4,677 | 5,569 | 2,864 | 2,810 | 2,743 | 2,720 | 2,812 | 2,864 | 2,889 | 2,969 |
| 1008D (lever trim) | \$2,625 | 3,132 | 3,415 | 3,278 | 3,971 | 4,779 | 4,811 | 5,703 | 2,998 | 2,944 | 2,877 | 2,854 | 2,946 | 2,998 | 3,023 | 3,103 |
| 1009D (lever trim, locked when key removed) | \$2,625 | 3,132 | 3,415 | 3,278 | 3,971 | 4,779 | 4,811 | 5,703 | 2,998 | 2,944 | 2,877 | 2,854 | 2,946 | 2,998 | 3,023 | 3,103 |
| 1010D (lever trim, double cylinder) | \$2,859 | 3,366 | 3,649 | 3,512 | 4,205 | 5,013 | 5,045 | 5,937 | 3,232 | 3,178 | 3,111 | 3,088 | 3,180 | 3,232 | 3,257 | 3,337 |
| 1014D (lever trim, passage) | \$2,625 | 3,132 | 3,415 | 3,278 | 3,971 | 4,779 | 4,811 | 5,703 | 2,998 | 2,944 | 2,877 | 2,854 | 2,946 | 2,998 | 3,023 | 3,103 |
| 10EU (electric lock/unlock) | \$3,339 | 3,846 | 4,129 | 3,992 | 4,685 | 5,493 | 5,525 | 6,417 | 3,712 | 3,658 | 3,591 | 3,568 | 3,660 | 3,712 | 3,737 | 3,817 |

| | | | | | | | | | | | | | | | | |
|--|---------|-------|-------|-------|-------|-------|-------|-------|-----|-----|-----|-------|-------|-------|-----|-------|
| 20/21 Series Surface Vertical Rod (device only) | \$2,878 | 3,385 | 3,668 | 3,531 | 4,224 | 5,032 | 5,064 | 5,956 | N/A | N/A | N/A | 3,107 | 3,199 | 3,251 | N/A | 3,356 |
| 2001C (exit only, cover plate) | \$3,124 | 3,631 | 3,914 | 3,777 | 4,470 | 5,278 | 5,310 | 6,202 | N/A | N/A | N/A | 3,353 | 3,445 | 3,497 | N/A | 3,602 |
| 2001W (exit only, cover plate) | \$3,077 | 3,584 | 3,867 | 3,730 | 4,423 | 5,231 | 5,263 | 6,155 | N/A | N/A | N/A | 3,306 | 3,398 | 3,450 | N/A | 3,555 |
| 2002C (dummy pull) | \$3,253 | 3,760 | 4,043 | 3,906 | 4,599 | 5,407 | 5,439 | 6,331 | N/A | N/A | N/A | 3,482 | 3,574 | 3,626 | N/A | 3,731 |
| 2002Z (vandal pull) | \$3,659 | 4,166 | 4,449 | 4,312 | 5,005 | 5,813 | 5,845 | 6,737 | N/A | N/A | N/A | 3,888 | 3,980 | 4,032 | N/A | 4,137 |
| 2003C (key retracts latch pull) | \$3,659 | 4,166 | 4,449 | 4,312 | 5,005 | 5,813 | 5,845 | 6,737 | N/A | N/A | N/A | 3,888 | 3,980 | 4,032 | N/A | 4,137 |
| 2003Z (vandal pull) | \$3,659 | 4,166 | 4,449 | 4,312 | 5,005 | 5,813 | 5,845 | 6,737 | N/A | N/A | N/A | 3,888 | 3,980 | 4,032 | N/A | 4,137 |
| 2003W (key retracts latch) | \$3,077 | 3,584 | 3,867 | 3,730 | 4,423 | 5,231 | 5,263 | 6,155 | N/A | N/A | N/A | 3,306 | 3,398 | 3,450 | N/A | 3,555 |
| 2003WS (key retracts latch) | \$3,052 | 3,559 | 3,842 | 3,705 | 4,398 | 5,206 | 5,238 | 6,130 | N/A | N/A | N/A | 3,281 | 3,373 | 3,425 | N/A | 3,530 |
| 2001D (blank escutcheon) | \$3,423 | 3,930 | 4,213 | 4,076 | 4,769 | 5,577 | 5,609 | 6,501 | N/A | N/A | N/A | 3,652 | 3,744 | 3,796 | N/A | 3,901 |
| 2002D (dummy lever) | \$3,423 | 3,930 | 4,213 | 4,076 | 4,769 | 5,577 | 5,609 | 6,501 | N/A | N/A | N/A | 3,652 | 3,744 | 3,796 | N/A | 3,901 |
| 2008D (lever trim) | \$3,557 | 4,064 | 4,347 | 4,210 | 4,903 | 5,711 | 5,743 | 6,635 | N/A | N/A | N/A | 3,786 | 3,878 | 3,930 | N/A | 4,035 |
| 2009D (lever trim, locked when key removed) | \$3,557 | 4,064 | 4,347 | 4,210 | 4,903 | 5,711 | 5,743 | 6,635 | N/A | N/A | N/A | 3,786 | 3,878 | 3,930 | N/A | 4,035 |
| 2014D (lever trim, passage) | \$3,557 | 4,064 | 4,347 | 4,210 | 4,903 | 5,711 | 5,743 | 6,635 | N/A | N/A | N/A | 3,786 | 3,878 | 3,930 | N/A | 4,035 |
| 20EU (electric lock/unlock) | \$4,271 | 4,778 | 5,061 | 4,924 | 5,617 | 6,425 | 6,457 | 7,349 | N/A | N/A | N/A | 4,500 | 4,592 | 4,644 | N/A | 4,749 |

| | | | | | | | | | | | | | | | | |
|--|---------|-------|-----|-------|-------|-----|-------|-------|-------|-----|-----|-------|-----|-------|-----|-----|
| 30 Series Mortise (device only) | \$2,771 | 3,278 | N/A | 3,424 | 4,117 | N/A | 4,957 | 5,849 | 3,144 | N/A | N/A | 3,000 | N/A | 3,144 | N/A | N/A |
| 3001CM (exit only, cover plate) | \$3,017 | 3,524 | N/A | 3,670 | 4,363 | N/A | 5,203 | 6,095 | 3,390 | N/A | N/A | 3,246 | N/A | 3,390 | N/A | N/A |
| 3001WM (exit only, cover plate) | \$2,970 | 3,477 | N/A | 3,623 | 4,316 | N/A | 5,156 | 6,048 | 3,343 | N/A | N/A | 3,199 | N/A | 3,343 | N/A | N/A |
| 3002CM (dummy pull) | \$3,146 | 3,653 | N/A | 3,799 | 4,492 | N/A | 5,332 | 6,224 | 3,519 | N/A | N/A | 3,375 | N/A | 3,519 | N/A | N/A |
| 3003CM (key retracts latch pull) | \$3,160 | 3,667 | N/A | 3,813 | 4,506 | N/A | 5,346 | 6,238 | 3,533 | N/A | N/A | 3,389 | N/A | 3,533 | N/A | N/A |
| 3003WM (key retracts latch) | \$2,970 | 3,477 | N/A | 3,623 | 4,316 | N/A | 5,156 | 6,048 | 3,343 | N/A | N/A | 3,199 | N/A | 3,343 | N/A | N/A |
| 3001DM (blank escutcheon) | #REF! | #REF! | N/A | #REF! | #REF! | N/A | #REF! | #REF! | #REF! | N/A | N/A | #REF! | N/A | #REF! | N/A | N/A |
| 3002DM (dummy lever) | \$3,316 | 3,823 | N/A | 3,969 | 4,662 | N/A | 5,502 | 6,394 | 3,689 | N/A | N/A | 3,545 | N/A | 3,689 | N/A | N/A |
| 3008DM (lever trim) | \$3,450 | 3,957 | N/A | 4,103 | 4,796 | N/A | 5,636 | 6,528 | 3,823 | N/A | N/A | 3,679 | N/A | 3,823 | N/A | N/A |
| 3009DM (lever trim, locked when key removed) | \$3,450 | 3,957 | N/A | 4,103 | 4,796 | N/A | 5,636 | 6,528 | 3,823 | N/A | N/A | 3,679 | N/A | 3,823 | N/A | N/A |
| 3010DM (lever trim, double cylinder) | \$3,684 | 4,191 | N/A | 4,337 | 5,030 | N/A | 5,870 | 6,762 | 4,057 | N/A | N/A | 3,913 | N/A | 4,057 | N/A | N/A |
| 3014DM (lever trim, passage) | \$3,450 | 3,957 | N/A | 4,103 | 4,796 | N/A | 5,636 | 6,528 | 3,823 | N/A | N/A | 3,679 | N/A | 3,823 | N/A | N/A |
| 30EUxDM (electric lock/unlock) | \$4,164 | 4,671 | N/A | 4,817 | 5,510 | N/A | 6,350 | 7,242 | 4,537 | N/A | N/A | 4,393 | N/A | 4,537 | N/A | N/A |

EASY PRICE REFERENCE CHART CONT'D ON PAGE 61

| Model | 630 Base Price | EA | EB W | ED | ER EX | ER EX W | EE | EE ER | EI | ES | LX | EX | EX W | EXV | LXV | EXV W |
|--|----------------------|-------|-------|-------|---------|---------|---------|---------|-------|-------|-------|-------|-------|-------|-------|-------|
| | | \$507 | \$790 | \$653 | \$1,346 | \$2,154 | \$2,186 | \$3,078 | \$373 | \$319 | \$252 | \$229 | \$321 | \$373 | \$398 | \$478 |
| 40 Series Narrow Rim (device only) | \$2,116 | 2,623 | 2,906 | 2,769 | 3,462 | 4,270 | 4,302 | 5,194 | 2,489 | 2,435 | 2,368 | 2,345 | 2,437 | 2,489 | 2,514 | 2,594 |
| 4001CN (exit only, cover plate) | \$2,363 | 2,870 | 3,153 | 3,016 | 3,709 | 4,517 | 4,549 | 5,441 | 2,736 | 2,682 | 2,615 | 2,592 | 2,684 | 2,736 | 2,761 | 2,841 |
| 4002CN (dummy pull) | \$2,493 | 3,000 | 3,283 | 3,146 | 3,839 | 4,647 | 4,679 | 5,571 | 2,866 | 2,812 | 2,745 | 2,722 | 2,814 | 2,866 | 2,891 | 2,971 |
| 4003CN (key retracts latch pull) | \$2,506 | 3,013 | 3,296 | 3,159 | 3,852 | 4,660 | 4,692 | 5,584 | 2,879 | 2,825 | 2,758 | 2,735 | 2,827 | 2,879 | 2,904 | 2,984 |
| 4003WS (key retracts latch) | \$2,290 | 2,797 | 3,080 | 2,943 | 3,636 | 4,444 | 4,476 | 5,368 | 2,663 | 2,609 | 2,542 | 2,519 | 2,611 | 2,663 | 2,688 | 2,768 |
| 4001DN (blank escutcheon) | \$2,636 | 3,143 | 3,426 | 3,289 | 3,982 | 4,790 | 4,822 | 5,714 | 3,009 | 2,955 | 2,888 | 2,865 | 2,957 | 3,009 | 3,034 | 3,114 |
| 4002DN (dummy trim) | \$2,636 | 3,143 | 3,426 | 3,289 | 3,982 | 4,790 | 4,822 | 5,714 | 3,009 | 2,955 | 2,888 | 2,865 | 2,957 | 3,009 | 3,034 | 3,114 |
| 4008DN (lever trim) | \$2,734 | 3,241 | 3,524 | 3,387 | 4,080 | 4,888 | 4,920 | 5,812 | 3,107 | 3,053 | 2,986 | 2,963 | 3,055 | 3,107 | 3,132 | 3,212 |
| 4009DN (lever trim, locked when key removed) | \$2,734 | 3,241 | 3,524 | 3,387 | 4,080 | 4,888 | 4,920 | 5,812 | 3,107 | 3,053 | 2,986 | 2,963 | 3,055 | 3,107 | 3,132 | 3,212 |
| 4014DN (lever trim, passage) | \$2,734 | 3,241 | 3,524 | 3,387 | 4,080 | 4,888 | 4,920 | 5,812 | 3,107 | 3,053 | 2,986 | 2,963 | 3,055 | 3,107 | 3,132 | 3,212 |
| 40EU2W (electric lock/unlock) | \$3,393 | 3,900 | 4,183 | 4,046 | 4,739 | 5,547 | 5,579 | 6,471 | 3,766 | 3,712 | 3,645 | 3,622 | 3,714 | 3,766 | 3,791 | 3,871 |

| | | | | | | | | | | | | | | | | |
|---|---------|-------|-------|-------|-------|-------|-------|-------|-----|-----|-----|-------|-------|-------|-----|-------|
| 50/51 Series Narrow Surface Vertical Rod (device only) | \$3,368 | 3,875 | 4,158 | 4,021 | 4,714 | 5,522 | 5,554 | 6,446 | N/A | N/A | N/A | 3,597 | 3,689 | 3,741 | N/A | 3,846 |
| 5001CN (exit only, cover plate) | \$3,615 | 4,122 | 4,405 | 4,268 | 4,961 | 5,769 | 5,801 | 6,693 | N/A | N/A | N/A | 3,844 | 3,936 | 3,988 | N/A | 4,093 |
| 5002CN (dummy pull) | \$3,745 | 4,252 | 4,535 | 4,398 | 5,091 | 5,899 | 5,931 | 6,823 | N/A | N/A | N/A | 3,974 | 4,066 | 4,118 | N/A | 4,223 |
| 5003CN (key retracts latch pull) | \$3,758 | 4,265 | 4,548 | 4,411 | 5,104 | 5,912 | 5,944 | 6,836 | N/A | N/A | N/A | 3,987 | 4,079 | 4,131 | N/A | 4,236 |
| 5003WS (key retracts latch) | \$3,542 | 4,049 | 4,332 | 4,195 | 4,888 | 5,696 | 5,728 | 6,620 | N/A | N/A | N/A | 3,771 | 3,863 | 3,915 | N/A | 4,020 |
| 5001DN (blank escutcheon) | \$3,888 | 4,395 | 4,678 | 4,541 | 5,234 | 6,042 | 6,074 | 6,966 | N/A | N/A | N/A | 4,117 | 4,209 | 4,261 | N/A | 4,366 |
| 5002DN (dummy lever) | \$3,888 | 4,395 | 4,678 | 4,541 | 5,234 | 6,042 | 6,074 | 6,966 | N/A | N/A | N/A | 4,117 | 4,209 | 4,261 | N/A | 4,366 |
| 5008DN (lever trim) | \$3,986 | 4,493 | 4,776 | 4,639 | 5,332 | 6,140 | 6,172 | 7,064 | N/A | N/A | N/A | 4,215 | 4,307 | 4,359 | N/A | 4,464 |
| 5009DN (lever trim, locked when key removed) | \$3,986 | 4,493 | 4,776 | 4,639 | 5,332 | 6,140 | 6,172 | 7,064 | N/A | N/A | N/A | 4,215 | 4,307 | 4,359 | N/A | 4,464 |
| 5014DN (lever trim, passage) | \$3,986 | 4,493 | 4,776 | 4,639 | 5,332 | 6,140 | 6,172 | 7,064 | N/A | N/A | N/A | 4,215 | 4,307 | 4,359 | N/A | 4,464 |
| 50EU2W (electric lock/unlock) | \$4,645 | 5,152 | 5,435 | 5,298 | 5,991 | 6,799 | 6,831 | 7,723 | N/A | N/A | N/A | 4,874 | 4,966 | 5,018 | N/A | 5,123 |

| | | | | | | | | | | | | | | | | |
|--|---------|-------|-----|-------|-------|-----|-------|-------|-----|-----|-------|-------|-----|-------|-----|-----|
| 60/61 Series Narrow Concealed Vertical Rod for Aluminum Doors (device only) | \$3,363 | 3,870 | N/A | 4,016 | 4,709 | N/A | 5,549 | 6,441 | N/A | N/A | 3,615 | 3,592 | N/A | 3,736 | N/A | N/A |
| 62/63 Series Narrow Concealed Vertical Rod for Hollow Metal Doors (device only) | \$3,363 | 3,870 | N/A | 4,016 | 4,709 | N/A | 5,549 | 6,441 | N/A | N/A | 3,615 | 3,592 | N/A | 3,736 | N/A | N/A |
| 6001CNV (exit only, cover plate) | \$3,610 | 4,117 | N/A | 4,263 | 4,956 | N/A | 5,796 | 6,688 | N/A | N/A | 3,862 | 3,839 | N/A | 3,983 | N/A | N/A |
| 6002CNV (dummy pull) | \$3,695 | 4,202 | N/A | 4,348 | 5,041 | N/A | 5,881 | 6,773 | N/A | N/A | 3,947 | 3,924 | N/A | 4,068 | N/A | N/A |
| 6002WP (dummy pull) | \$3,639 | 4,146 | N/A | 4,292 | 4,985 | N/A | 5,825 | 6,717 | N/A | N/A | 3,891 | 3,868 | N/A | 4,012 | N/A | N/A |
| 6003R (key retracts latch) | \$3,788 | 4,295 | N/A | 4,441 | 5,134 | N/A | 5,974 | 6,866 | N/A | N/A | 4,040 | 4,017 | N/A | 4,161 | N/A | N/A |
| 6003CNV (key retracts latch pull) | \$3,833 | 4,340 | N/A | 4,486 | 5,179 | N/A | 6,019 | 6,911 | N/A | N/A | 4,085 | 4,062 | N/A | 4,206 | N/A | N/A |
| 6001DNV (blank escutcheon) | \$3,997 | 4,504 | N/A | 4,650 | 5,343 | N/A | 6,183 | 7,075 | N/A | N/A | 4,249 | 4,226 | N/A | 4,370 | N/A | N/A |
| 6002DNV (dummy lever) | \$3,997 | 4,504 | N/A | 4,650 | 5,343 | N/A | 6,183 | 7,075 | N/A | N/A | 4,249 | 4,226 | N/A | 4,370 | N/A | N/A |
| 6008DNV (lever trim) | \$4,103 | 4,610 | N/A | 4,756 | 5,449 | N/A | 6,289 | 7,181 | N/A | N/A | 4,355 | 4,332 | N/A | 4,476 | N/A | N/A |
| 6009DNV (lever trim, locked when key removed) | \$4,103 | 4,610 | N/A | 4,756 | 5,449 | N/A | 6,289 | 7,181 | N/A | N/A | 4,355 | 4,332 | N/A | 4,476 | N/A | N/A |
| 6014DNV (lever trim, passage) | \$4,103 | 4,610 | N/A | 4,756 | 5,449 | N/A | 6,289 | 7,181 | N/A | N/A | 4,355 | 4,332 | N/A | 4,476 | N/A | N/A |

EASY PRICE REFERENCE CHART CONT'D ON PAGE 62

| Model | 630 Base Price | EA | EB W | ED | ER EX | ER EX W | EE | EE ER | EI | ES | LX | EX | EX W | EX V | LX V | EX V W |
|---|----------------|-------|-------|-------|---------|---------|---------|---------|-------|-------|-------|-------|-------|-------|-------|--------|
| | | \$507 | \$790 | \$653 | \$1,346 | \$2,154 | \$2,186 | \$3,078 | \$373 | \$319 | \$252 | \$229 | \$321 | \$373 | \$398 | \$478 |
| 70/71 Series Concealed Vertical Rod for Wood Doors (device only) | \$3,274 | 3,781 | N/A | 3,927 | 3,274 | N/A | 5,460 | 6,352 | N/A | N/A | 3,526 | 3,503 | N/A | 3,647 | N/A | N/A |
| 7001CV (exit only, cover plate) | \$3,520 | 4,027 | N/A | 4,173 | 3,520 | N/A | 5,706 | 6,598 | N/A | N/A | 3,772 | 3,749 | N/A | 3,893 | N/A | N/A |
| 7002CV (dummy pull) | \$3,606 | 4,113 | N/A | 4,259 | 3,606 | N/A | 5,792 | 6,684 | N/A | N/A | 3,858 | 3,835 | N/A | 3,979 | N/A | N/A |
| 7002WP (dummy pull) | \$3,551 | 4,058 | N/A | 4,204 | 3,551 | N/A | 5,737 | 6,629 | N/A | N/A | 3,803 | 3,780 | N/A | 3,924 | N/A | N/A |
| 7003CV (key retracts latch pull) | \$3,705 | 4,212 | N/A | 4,358 | 3,705 | N/A | 5,891 | 6,783 | N/A | N/A | 3,957 | 3,934 | N/A | 4,078 | N/A | N/A |
| 7003WSV (key retracts latch) | \$3,594 | 4,101 | N/A | 4,247 | 3,594 | N/A | 5,780 | 6,672 | N/A | N/A | 3,846 | 3,823 | N/A | 3,967 | N/A | N/A |
| 7001DV (blank escutcheon) | \$3,882 | 4,389 | N/A | 4,535 | 3,882 | N/A | 6,068 | 6,960 | N/A | N/A | 4,134 | 4,111 | N/A | 4,255 | N/A | N/A |
| 7002DV (dummy lever) | \$3,882 | 4,389 | N/A | 4,535 | 3,882 | N/A | 6,068 | 6,960 | N/A | N/A | 4,134 | 4,111 | N/A | 4,255 | N/A | N/A |
| 7008DV (lever trim) | \$3,960 | 4,467 | N/A | 4,613 | 3,960 | N/A | 6,146 | 7,038 | N/A | N/A | 4,212 | 4,189 | N/A | 4,333 | N/A | N/A |
| 7009DV (lever trim, locked when ke | \$3,960 | 4,467 | N/A | 4,613 | 3,960 | N/A | 6,146 | 7,038 | N/A | N/A | 4,212 | 4,189 | N/A | 4,333 | N/A | N/A |
| 7014DV (lever trim, passage) | \$3,960 | 4,467 | N/A | 4,613 | 3,960 | N/A | 6,146 | 7,038 | N/A | N/A | 4,212 | 4,189 | N/A | 4,333 | N/A | N/A |
| 70EUV (electric lock/unlock) | \$4,745 | 5,252 | N/A | 5,398 | 5,398 | N/A | 6,931 | 7,823 | N/A | N/A | 4,997 | 4,974 | N/A | 5,118 | N/A | N/A |

| | | | | | | | | | | | | | | | | |
|---|---------|-------|-----|-------|-------|-----|-------|-------|-----|-----|-------|-------|-----|-------|-----|-----|
| 80/81 Series Concealed Vertical Rod for Hollow Metal Doors (device only) | \$3,274 | 3,781 | N/A | 3,927 | 4,620 | N/A | 5,460 | 6,352 | N/A | N/A | 3,526 | 3,503 | N/A | 3,647 | N/A | N/A |
| 82/83 Series Concealed Vertical Rod for Aluminum Doors (device only) | \$3,274 | 3,781 | N/A | 3,927 | 4,620 | N/A | 5,460 | 6,352 | N/A | N/A | 3,526 | 3,503 | N/A | 3,647 | N/A | N/A |
| 8001CV (exit only, cover plate) | \$3,520 | 4,027 | N/A | 4,173 | 4,866 | N/A | 5,706 | 6,598 | N/A | N/A | 3,772 | 3,749 | N/A | 3,893 | N/A | N/A |
| 8002CV (dummy pull) | \$3,606 | 4,113 | N/A | 4,259 | 4,952 | N/A | 5,792 | 6,684 | N/A | N/A | 3,858 | 3,835 | N/A | 3,979 | N/A | N/A |
| 8002WP (dummy pull) | \$3,551 | 4,058 | N/A | 4,204 | 4,897 | N/A | 5,737 | 6,629 | N/A | N/A | 3,803 | 3,780 | N/A | 3,924 | N/A | N/A |
| 8003CV (key retracts latch pull) | \$3,705 | 4,212 | N/A | 4,358 | 5,051 | N/A | 5,891 | 6,783 | N/A | N/A | 3,957 | 3,934 | N/A | 4,078 | N/A | N/A |
| 8003WSV (key retracts latch) | \$3,594 | 4,101 | N/A | 4,247 | 4,940 | N/A | 5,780 | 6,672 | N/A | N/A | 3,846 | 3,823 | N/A | 3,967 | N/A | N/A |
| 8001DV (blank escutcheon) | \$3,882 | 4,389 | N/A | 4,535 | 5,228 | N/A | 6,068 | 6,960 | N/A | N/A | 4,134 | 4,111 | N/A | 4,255 | N/A | N/A |
| 8002DV (dummy lever) | \$3,882 | 4,389 | N/A | 4,535 | 5,228 | N/A | 6,068 | 6,960 | N/A | N/A | 4,134 | 4,111 | N/A | 4,255 | N/A | N/A |
| 8008DV (lever trim) | \$3,960 | 4,467 | N/A | 4,613 | 5,306 | N/A | 6,146 | 7,038 | N/A | N/A | 4,212 | 4,189 | N/A | 4,333 | N/A | N/A |
| 8009DV (lever trim, locked when ke | \$3,960 | 4,467 | N/A | 4,613 | 5,306 | N/A | 6,146 | 7,038 | N/A | N/A | 4,212 | 4,189 | N/A | 4,333 | N/A | N/A |
| 8014DV (lever trim, passage) | \$3,960 | 4,467 | N/A | 4,613 | 5,306 | N/A | 6,146 | 7,038 | N/A | N/A | 4,212 | 4,189 | N/A | 4,333 | N/A | N/A |
| 80EUV (electric lock/unlock) | \$4,745 | 5,252 | N/A | 5,398 | 6,091 | N/A | 6,931 | 7,823 | N/A | N/A | 4,997 | 4,974 | N/A | 5,118 | N/A | N/A |

| | | | | | | | | | | | | | | | | |
|------------------------------------|---------|-----|-----|-----|-----|-----|-----|-----|-----|-----|-----|-------|-------|-------|-----|-------|
| 00 Series Dummy Exit Device | | | | | | | | | | | | | | | | |
| 0000 (wide stile rail) | \$987 | N/A | N/A | N/A | N/A | N/A | N/A | N/A | N/A | N/A | N/A | N/A | N/A | N/A | N/A | N/A |
| 0500xEC2 (narrow stile rail) | \$1,179 | N/A | N/A | N/A | N/A | N/A | N/A | N/A | N/A | N/A | N/A | N/A | N/A | N/A | N/A | N/A |
| 01 (wide stile, active pushpad) | \$1,109 | N/A | N/A | N/A | N/A | N/A | N/A | N/A | N/A | N/A | N/A | 1,338 | 1,430 | 1,482 | N/A | 1,587 |
| 04 (narrow stile, active pushpad) | \$1,254 | N/A | N/A | N/A | N/A | N/A | N/A | N/A | N/A | N/A | N/A | 1,483 | 1,575 | 1,627 | N/A | 1,732 |
| 0101C | \$1,355 | N/A | N/A | N/A | N/A | N/A | N/A | N/A | N/A | N/A | N/A | 1,584 | 1,676 | 1,728 | N/A | 1,833 |
| 0101W | \$1,308 | N/A | N/A | N/A | N/A | N/A | N/A | N/A | N/A | N/A | N/A | 1,537 | 1,629 | 1,681 | N/A | 1,786 |
| 0102C | \$1,484 | N/A | N/A | N/A | N/A | N/A | N/A | N/A | N/A | N/A | N/A | 1,713 | 1,805 | 1,857 | N/A | 1,962 |
| 0102D | \$1,654 | N/A | N/A | N/A | N/A | N/A | N/A | N/A | N/A | N/A | N/A | 1,883 | 1,975 | 2,027 | N/A | 2,132 |
| 0401CN | \$1,501 | N/A | N/A | N/A | N/A | N/A | N/A | N/A | N/A | N/A | N/A | 1,730 | 1,822 | 1,874 | N/A | 1,979 |
| 0402CN | \$1,631 | N/A | N/A | N/A | N/A | N/A | N/A | N/A | N/A | N/A | N/A | 1,860 | 1,952 | 2,004 | N/A | 2,109 |
| 0402DN | \$1,774 | N/A | N/A | N/A | N/A | N/A | N/A | N/A | N/A | N/A | N/A | 2,003 | 2,095 | 2,147 | N/A | 2,252 |

NOTES

| SIF-EA - Electric Slide-In Filler Kit | | Finishes: | 628, 630, 693, 695 | 606, 612 | 605, 611, 613, 629 |
|---|---|--------------------------|-------------------------------|-----------------|-------------------------------|
| SIF-EA | Exit Alarm 9VDC/12VAC with remote signal and remote bypass | 36" Device 48" Device | \$507 \$507 | \$573 \$573 | \$604 \$604 |
| Kit Includes: Endcap Bracket with Battery Clip, 9V Battery, Warning Sign (ECL-561) | | | | | |
| NOTE: YOU MUST SPECIFY THE DEVICE SERIES, DOGGING, STILE, STRIKE, SIZE, ENDCAP AND FINISH WHEN ORDERING. | | | | | |
| Options | | | | | |
| KS | Keystop Kit | | | | \$8 |
| SIF-EB-W - Weatherized Battery Powered Exit Alarm Slide-In Filler Kit | | Finishes: | 630 | 606, 612 | 605, 611, 613, 629 |
| SIF-EB-W | Weatherized Battery Powered Exit Alarm with remote signal and remote bypass | 36" Device 48" Device | \$791 \$791 | \$895 \$895 | \$951 \$951 |
| Kit Includes: Endcap Bracket with Battery Clip, 9V Battery, Warning Sign (ECL-561) | | | | | |
| NOTE: YOU MUST SPECIFY THE DEVICE SERIES, DOGGING, STILE, STRIKE, SIZE, ENDCAP AND FINISH WHEN ORDERING. | | | | | |
| Options | | | | | |
| KS | Keystop Kit | | | | \$8 |
| SIF-HD-CD-LD Slide-In Filler Kits | | Finishes: | 628, 630, 693, 695 | 606, 612 | 605, 611, 613, 629 |
| SIF-LD-36 | Less Dogging Slide-In Filler | 36" Device | \$160 | \$236 | \$264 |
| SIF-LD-48 | Less Dogging Slide-In Filler | 48" Device | \$160 | \$236 | \$264 |
| SIF-HD-36 | Hex Key Dogging Slide-In Filler | 36" Device | \$190 | \$264 | \$318 |
| SIF-HD-48 | Hex Key Dogging Slide-In Filler | 48" Device | \$190 | \$264 | \$318 |
| SIF-CD-36 | Cylinder Dogging Slide-In Filler | 36" Device | \$190 | \$264 | \$318 |
| SIF-CD-48 | Cylinder Dogging Slide-In Filler | 48" Device | \$190 | \$264 | \$318 |
| NOTE: YOU MUST SPECIFY THE DEVICE SERIES, DOGGING, STILE, STRIKE, SIZE, ENDCAP (EC1/EC2) AND FINISH WHEN ORDERING. | | | | | |
| Strikes | | Finishes: | 628, 630, 693, 695 | 606, 612 | 605, 611, 613, 629 |
| 90 | Non-Handed Curved Lip Strike (for 30 Series Devices) | | \$44 | \$66 | \$183 |
| 91 | ANSI Flat Lip Strike (for 30 Series Devices) | | \$44 | \$66 | \$183 |
| 92 | Double Door Short Open Back Strike (for 30 Series Devices) | | \$127 | \$183 | \$183 |
| 93 | Double Door Long Open Back Strike (for 30 Series Devices) | | \$127 | \$183 | \$183 |
| 94 | Double Door Strike Kit with Tamper-Resistant and Standard Fasteners (No security driver required) | | | | \$77 |
| 95T | Top Strike (for 60/61/62/63/70/71/80/81/82/83 Series Devices) | | | | \$96 |
| 95B | Bottom Strike (for 60/62/70/80/82 Series Devices) | | | | \$39 |
| 96 Top | Surface Non-Roller Strike (for 50/51 Series Devices) | | | | \$39 |
| 96B Bottom | Dustproof Strike (for 50 Series Devices) | | | | \$56 |
| 97 Top | Surface Non-Roller Strike (for 20/21 Series Devices) | | | | \$39 |
| 97 Bottom | Dustproof Strike (for 20 Series Devices) | | | | \$56 |
| 98 | Semi-Mortise Strike (for 10/40 Series Devices) | | | | \$56 |
| 99 | Surface Non-Roller Strike (for 10/40 Series Devices) | | | | \$46 |
| SHK1 | Strike Hook Kit (1 per package) | | | | \$22 |

PARTS/ACCESSORIES CONT'D ON PAGE 63

| Hex Dogging Key | | Price | | | |
|--|--|-----------------------------------|-------------------------------|-------------------------|--------------------|
| HDK | Hex Dogging Key | | | \$8 | |
| Surface Vertical Rod Conversion Kit | | Finishes: | 630, 693, 695 | 606, 612 | 605, 611, 613, 629 |
| SVRK-8-X | Converts 7-foot rods to 8-foot rods | | \$203 | \$356 | \$444 |
| SVRK-10-X | Converts 7-foot rods to 10-foot rods | | \$484 | \$483 | \$508 |
| Sex Nuts - Security Screws - Security Bits | | Price | | | |
| SN1 | Sex Nut Kit - 1/4"-20 (2 per package)* - Specify Finishes: 606, 613, 630 | | | \$21 | |
| SSK1 | Torx® Security Screw Kit for Rim Exit Device, Stainless Steel only, incl. Torx® bits | | | \$50 | |
| SSK2 | Torx® Security Screw Kit for SVR Exit Device, Stainless Steel only, incl. Torx® bits | | | \$62 | |
| TT10 | Torx® driver tip for 6-32 undercut FH screws | | | \$12 | |
| TT15 | Torx® driver tip for 6-32 FH screws | | | \$12 | |
| TT25 | Torx® driver tip for 10-32 FH screws | | | \$12 | |
| TT27 | Torx® driver tip for 1/4" and #14 screws | | | \$12 | |
| * Devices may require more than 1 Kit - For more information refer to Advantex device page in price list | | | | | |
| Glass Bead Kits | | | | | |
| GB1 | Glass Bead Kit - 10 Series/70 Series/80 Series | | | \$88 | |
| GB2 | Glass Bead Kit - 40 Series/60 Series w/ EC2 endcap | | | \$88 | |
| GB3 | Glass Bead Kit - 20 Series | 7-foot height | | \$394 | |
| GB4 | Glass Bead Kit - 21 Series | 7-foot height | | \$215 | |
| GB5 | Glass Bead Kit - 50 Series | 7-foot height | | \$394 | |
| GB6 | Glass Bead Kit - 51 Series | 7-foot height | | \$215 | |
| GB7 | Glass Bead Kit - 20 Series | 8-foot height | | \$469 | |
| GB8 | Glass Bead Kit - 21 Series | 8-foot height | | \$341 | |
| GB9 | Glass Bead Kit - 50 Series | 8-foot height | | \$469 | |
| GB10 | Glass Bead Kit - 51 Series | 8-foot height | | \$341 | |
| GB11 | Glass Bead Kit - 20 Series | 10-foot height | | \$494 | |
| GB12 | Glass Bead Kit - 21 Series | 10-foot height | | \$367 | |
| GB13 | Glass Bead Kit - 50 Series | 10-foot height | | \$525 | |
| GB14 | Glass Bead Kit - 51 Series | 10-foot height | | \$367 | |
| GB16 | Glass Bead Kit - 30 Series | | | \$88 | |
| Cylinders | | (NOT Factory Installed in device) | (Factory Installed in device) | | |
| MC65 | Mortise Cylinder, Schlage "C" Keyway, 1-1/8" 6-pin, Keyed 5-pin - Specify Finish | \$40 | | \$80 | |
| IC7 | 7-pin SFIC Mortise Cylinder Housing (Core not included) | \$40 | | \$80 | |
| IC7R | 7-pin SFIC Rim Cylinder Housing (Core not included) | \$40 | | \$80 | |
| RC65 | Rim Cylinder, Schlage "C" Keyway, 6-pin, Keyed 5-pin (Also known as ECL-445K) - Specify Finish | \$40 | | \$80 | |
| Cylinder Collars and Accessories | | Finishes: | 606, 612, 626, 630 | 605, 613, 629, 693, 695 | |
| CCL | Cylinder Collar, Long 11/16" - Specify Finish | | \$42 | \$56 | |
| CCS | Cylinder Collar, Short 7/16" - Specify Finish | | \$39 | \$58 | |
| CBK | Cylinder Bracket Kit (for rim cylinder used with other manufacturers' trim) | | | (no finish) \$39 | |
| CAK | Cylinder Anchor Kit (for use with 60 Series Concealed Vertical Rods) | | | (no finish) \$52 | |
| Shaft Extension Kits | | | | | |
| SE-2 | Shaft Extension Kit for Lever Trims for 2 - 2-1/2" thick door | | | \$72 | |
| SE-25 | Shaft Extension Kit for Lever Trims for 2-1/8 - 2-3/4" thick door | | | \$72 | |
| SE-3 | Shaft Extension Kit for Lever Trims for 2-5/8 - 3-1/4" thick door | | | \$114 | |
| SE-35 | Shaft Extension Kit for Lever Trims for 3-1/8 - 3-3/4" thick door | | | \$114 | |
| SE-4 | Shaft Extension Kit for Lever Trims for 3-5/8 - 4-1/4" thick door | | | \$114 | |
| SE-65 | Shaft Extension Kit for Lever Trims for 6 - 6-5/8" thick door | | | \$114 | |
| Throughbolt Mounting Plates | | | | | |
| TMP1 | Throughbolt Mounting Plate (Top only SVR Kit) | | | \$45 | |
| TMP2 | Throughbolt Mounting Plate (Top and bottom SVR Kit) | | | \$64 | |

PARTS/ACCESSORIES CONT'D ON PAGE 64

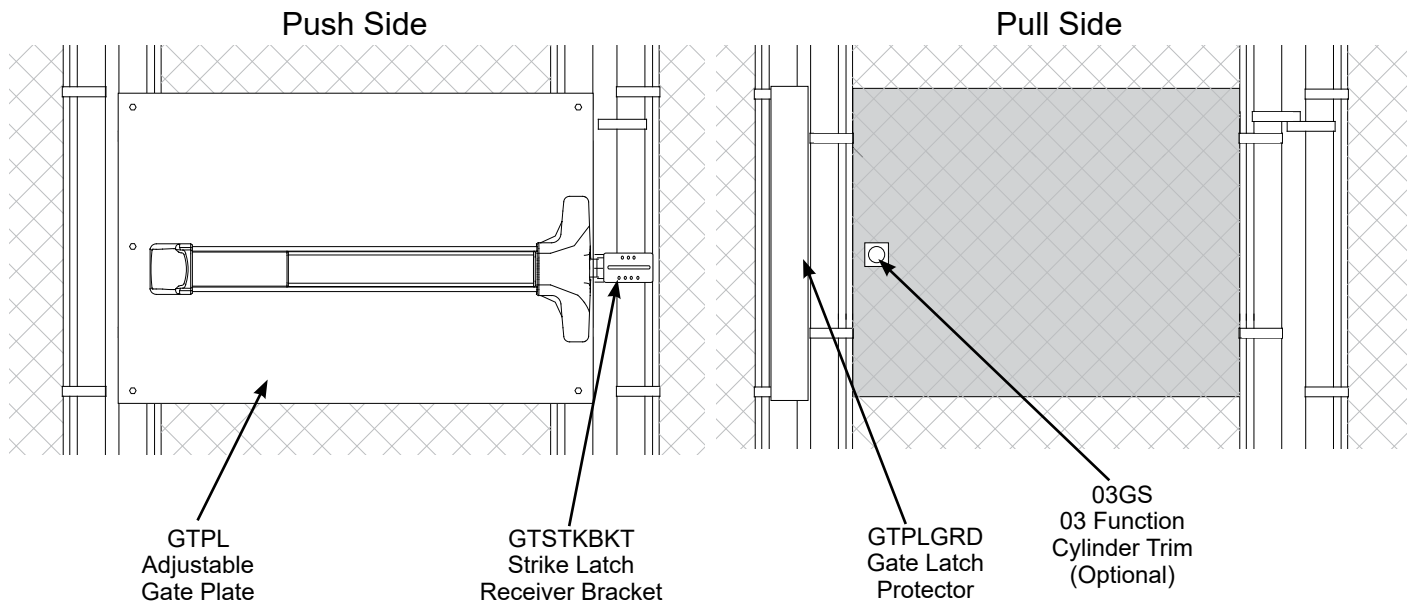
| Flex Conduit Kits, Armored Loops and Power Transfers | | Price |
|---|---|---|
| FC3EC1-630 | Flex Conduit Kit (3') includes conduit, ramped endcap and fittings | \$214 |
| FC10EC1-630 | Flex Conduit Kit (10') includes conduit, ramped endcap and fittings (Specify finish - 605, 606, 611, 612, 613, 629, 630, 693 or 695) | \$233 |
| FC3EC2-630 | Flex Conduit Kit (3') includes conduit, flush endcap and fittings | \$115 |
| FC10EC2-630 | Flex Conduit Kit (10') includes conduit, flush endcap and fittings (Specify finish - 605, 606, 611, 612, 613, 629, 630, 693 or 695) | \$165 |
| FC3EC1W-630 | Weatherized Flex Conduit Kit (3') includes conduit, ramped endcap and fittings | \$221 |
| FC10EC1W-630 | Weatherized Flex Conduit Kit (10') includes conduit, ramped endcap and fittings (Specify finish - 605, 606, 611, 612, 613, 629, 630, 693 or 695) | \$237 |
| FC3EC2W-630 | Weatherized Flex Conduit Kit (3') includes conduit, flush endcap and fittings | \$119 |
| FC10EC2W-630 | Weatherized Flex Conduit Kit (10') includes conduit, flush endcap and fittings (Specify finish - 605, 606, 611, 612, 613, 629, 630, 693 or 695) | \$171 |
| AL18 | Surface Mount Armor Loop - 18" (Aluminum Finish) | \$94 |
| JB-R | Junction Box with Relay | \$418 |
| PT-5 | Power Transfer | \$185 |
| EWH8-626 | Electric Hinge | \$444 |
| Endcaps | | |
| EC1 | Ramped Endcap Heavy Duty (Specify Finish) 630 Finish | \$96 |
| | All other Finishes (605, 606, 611, 612, 613, 629, 693 or 695) | \$190 |
| EC2 | Flush Endcap (Specify finish) 630 Finish | \$89 |
| | All other Finishes (605, 606, 611, 612, 613, 629, 693 or 695) | \$139 |
| EC2FC | Flush Endcap with Flex Conduit Fitting (Specify finish - 605, 606, 611, 612, 613, 629, 630, 693 or 695) | \$121 |
| Delayed Egress Peel & Stick Door Signage Chart | | |
| PUSH UNTIL ALARM SOUNDS - DOOR CAN BE OPENED IN XX SECONDS | | PUSH UNTIL ALARM SOUNDS DOOR CAN BE OPENED IN 15 SECONDS |
| ECL-395 | English - 15 Second - Red (Standard) | \$18 |
| ECL-395-1 | English - 30 Second - Red | \$18 |
| ECL-395-2 | French/Canadian - 15 Second - Red | \$18 |
| ECL-395-3 | French/Canadian - 30 Second - Red | \$18 |
| ECL-395-4 | Spanish - 15 Second - Red | \$18 |
| ECL-395-5 | Spanish - 30 Second - Red | \$18 |
| ECL-395-6 | French - 15 Second - Green | \$18 |
| ECL-395-7 | French - 30 Second - Green | \$18 |
| ECL-395-8 | German - 15 Second - Green | \$18 |
| ECL-395-9 | German - 30 Second - Green | \$18 |
| ECL-395-10 | Chinese - 15 Second - Red | \$18 |
| ECL-395-11 | Chinese - 30 Second - Red | \$18 |
| ECL-395-12 | English European - 15 Second - Green | \$18 |
| ECL-395-13 | English European - 30 Second - Green | \$18 |
| Peel & Stick Door Sign | | |
| PUSH TO OPEN - ALARM WILL SOUND | | PUSH TO OPEN ALARM WILL SOUND |
| 101802-1 | English - Green | \$20 |
| 101802-2 | French - Green | \$20 |
| 101802-3 | German - Green | \$20 |
| 101802-4 | Chinese - Red | \$20 |
| 101802-5 | Spanish - Red | \$20 |
| 101802-6 | French/Canadian - Red | \$20 |
| Delayed Egress Outdoor Signage Chart | | |
| PUSH UNTIL ALARM SOUNDS - DOOR CAN BE OPENED IN 15/30 SECONDS | | PUSH UNTIL ALARM SOUNDS DOOR CAN BE OPENED IN 15 SECONDS |
| 101906 | English - 15 Second (Metal Sign - Non-Adhesive) | \$102 |
| 101906-1 | English - 30 Second (Metal Sign - Non-Adhesive) | \$102 |

PARTS/ACCESSORIES CONT'D ON PAGE 65

| MODEL NO. | DESCRIPTION | PRICE |
|-----------|--|---------|
| GTPLKIT | Gate Plate Kit - Includes Gate Latch Protector (GTPLGRD), Strike Latch Receiver Bracket (GTSTKBKT), Adjustable Gate Plate (GTPL) | \$1,006 |


| MODEL NO. | DESCRIPTION | PRICE |
|-----------|---|-------|
| GTPL | Adjustable Gate Plate - Fits Single Gates 32" - 52" wide Fits square or round gate frames Plate comes without mounting holes for device | \$727 |
| GTSTKBKT | Strike Latch Receiver Bracket | \$291 |
| GTPLGRD | Gate Latch Protector | \$153 |
| 03GS | Optional 03 function cylinder trim used on gates (Rim Cylinder sold separately) | \$147 |
| 08GS | Spacer for Wide Lever Trim | \$158 |
| 08GSN | Spacer for Narrow Lever Trim | \$158 |

All above parts available in black (specify -BLK - ex. GTPL-BLK) and gray (std.) finish



EXIT DEVICE SOLD SEPARATELY

For more information, see Advantex weatherized exit devices



Baseplate Finish

| Outside Function | Device | 628 (Std.) Aluminum | 711 Black |
|-------------------------------------|--|---------------------|-----------|
| Device Only - Exit Only | V40 | \$514 | \$514 |
| Device/Function/Trim | | | |
| Device with pull trim | 01 Cover Plate | V4001P \$624 | \$624 |
| | | V4001PN \$624 | \$624 |
| | 02 Dummy Pull Trim | V4002A \$638 | \$638 |
| | | V4002AN \$638 | \$638 |
| | | V4002WP \$790 | N/A |
| Device with retract latch pull trim | 03 Key Retracts Latch Pull Trim | V4003P \$624 | \$624 |
| | | V4003PN \$624 | \$624 |
| | | V4003CN \$904 | \$1,058 |
| | 03 Key Retracts Latch Cylinder Trim | V4003WS \$707 | \$776 |
| | 03 Key Retracts Latch Pull Trim | V4003A \$638 | \$638 |
| Device with lever trim | | V4003AN \$638 | \$638 |
| | 02 Dummy Lever | V4002BN \$857 | \$857 |
| | | V4002D2W \$1,010 | \$1,053 |
| | 08 Key Locks/Unlocks Lever | V4008BN \$857 | \$857 |
| | | V4008D2W \$1,105 | \$1,148 |
| | 09 Lever Trim Active by Key; Locked when key removed | V4009BN \$857 | \$857 |
| | | V4009D2W \$1,105 | \$1,148 |
| | 14 Lever Always Active | V4014BN \$857 | \$857 |
| | | V4014D2W \$1,105 | \$1,148 |
| | EU Electric Lock/Unlock | V40EU2W \$1,791 | \$1,802 |

NOTE:
For all trim information and graphics see page 72

Special NOTE: Specify EU2W trim for Hollow Metal Door, fits doors with minimum 4" (or greater) stile

DEVICE COMES STANDARD WITH:

- 628 Aluminum Baseplate
- Hex Dogging
- 36" Device for 3-foot doors
- 99 Surface Strike



FINISHES

Aluminum device extrusion is BHMA 628
Aluminum Trims:
P and PN BHMA 628 (clear anodized aluminum)
WS BHMA 626 (brushed chrome)
A, AN and BN BHMA 689 (powder-coated aluminum)

Black device extrusion is BHMA 711
Black Trims:
P and PN BHMA 711 (black anodized aluminum)
WS BHMA 613 (oil rubbed bronze)
A, AN and BN BHMA 693 (powder-coated black)

OPTIONS

| | |
|--|------------------------------------|
| F Fire Rated - Specify prefix F (ex. FV40) | Add \$150 |
| H Hurricane Rated - Specify prefix H (ex. HV40) | Add \$75 |
| FH Fire Rated/Hurricane Rated - Specify prefix FH (ex. FHV40) | Add \$225 |
| W Weatherized (Mechanical only - For weatherized electrified functions, see Electrified Options) | Add \$200 |
| Electrified Options - see pages 82-87 | |
| 48" Add for 4-foot door width | Add \$31 |
| SN1 Sex Nuts / Throughbolts (Device with trim requires 1 set / Device only requires 2 sets) | \$21 PER SET |
| KS Keystop Installed | Add \$8 |
| CD Cylinder Dogging | No charge when ordered with device |
| LD Less Dogging | No charge when ordered with device |
| 94 Double Door Strike Available - see pg 90 | No charge when ordered with device |
| 98 Semi-Mortise Strike | No charge when ordered with device |

NOTE - Cylinders not included. Products on this page can be ordered with cylinders (C65) or Interchangeable core housings (IC7) pre-installed at Detex prior to shipping (See page 90).



NOTE:
For all trim information and graphics see page 72

| | Outside Function | Device | Baseplate Finish | |
|------------------------|--|------------|---------------------|-----------|
| | | | 628 (Std.) Aluminum | 711 Black |
| | Device Only - Exit Only | V40xNS | \$566 | \$566 |
| | Device/Function/Trim | | | |
| Device with pull trim | 01 Cover Plate | V4001PNxNS | \$676 | \$676 |
| | 02 Dummy Pull Trim | V4002ANxNS | \$690 | \$690 |
| | | V4002WPxNS | \$842 | N/A |
| | 03 Key Retracts Latch Pull Trim | V4003PNxNS | \$676 | \$676 |
| | | V4003CNxNS | \$956 | \$1,110 |
| | 03 Key Retracts Latch Cylinder Trim | V4003WSxNS | \$759 | \$828 |
| | 03 Key Retracts Latch Pull Trim | V4003ANxNS | \$690 | \$690 |
| Device with lever trim | 02 Dummy Lever | V4002BNxNS | \$909 | \$909 |
| | 08 Key Locks/Unlocks Lever | V4008BNxNS | \$909 | \$909 |
| | 09 Lever Trim Active by Key; Locked when key removed | V4009BNxNS | \$909 | \$909 |
| | 14 Lever Always Active | V4014BNxNS | \$909 | \$909 |

DEVICE COMES STANDARD WITH:

- 628 Aluminum Baseplate
- Hex Dogging
- 36" Device for 3-foot doors
- 98 Semi-Mortise Strike



FINISHES

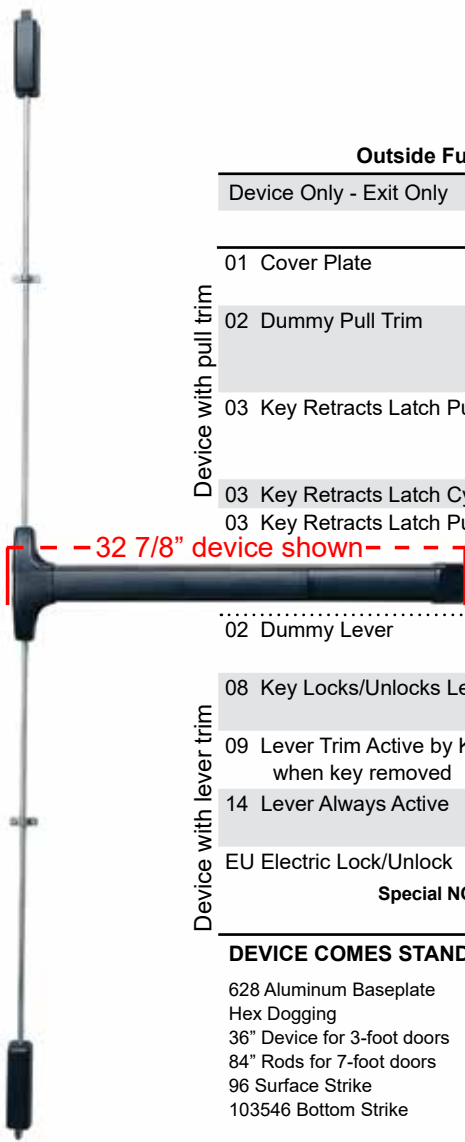
Aluminum device extrusion is BHMA 628. Aluminum Trims:
 PN BHMA 628 (clear anodized aluminum)
 WS BHMA 626 (brushed chrome)
 AN and BN BHMA 689 (powder-coated aluminum)

Black device extrusion is BHMA 711. Black Trims:
 PN BHMA 711 (black anodized aluminum)
 WS BHMA 613 (oil rubbed bronze)
 AN and BN BHMA 693 (powder-coated black)

OPTIONS

| | |
|--|------------------------------------|
| F Fire Rated - Specify prefix F (ex. FV40xNS) | Add \$150 |
| W Weatherized (Mechanical only - For weatherized electrified functions, see Electrified Options) | Add \$200 |
| Electrified Options - see pages 82-87 | |
| 48" Add for 4-foot door width | Add \$31 |
| SN1 Sex Nuts / Throughbolts (Device with trim requires 1 set / Device only requires 2 sets) | \$21 PER SET |
| KS Keystop Installed | Add \$8 |
| CD Cylinder Dogging | No charge when ordered with device |
| LD Less Dogging | No charge when ordered with device |

NOTE - Cylinders not included. Products on this page can be ordered with cylinders (C65) or interchangeable core housings (IC7) pre-installed at Detex prior to shipping (See page 90).



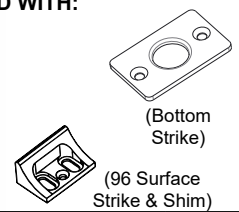
Value Series Exit Devices

| Outside Function | Top & Bottom Rod Device | Top Rod Only Device | Baseplate Finish | | |
|-----------------------------|--|---------------------|---------------------|-----------|---------|
| | | | 628 (Std.) Aluminum | 711 Black | |
| Device Only - Exit Only | V50 | V51 | \$1,071 | \$1,071 | |
| Device/Function/Trim | | | | | |
| Device with pull trim | 01 Cover Plate | V5001P | V5101P | \$1,181 | \$1,181 |
| | | V5001PN | V5101PN | \$1,181 | \$1,181 |
| | 02 Dummy Pull Trim | V5002A | V5102A | \$1,195 | \$1,195 |
| | | V5002AN | V5102AN | \$1,195 | \$1,195 |
| | | V5002WP | V5102WP | \$1,347 | N/A |
| | 03 Key Retracts Latch Pull Trim | V5003P | V5103P | \$1,181 | \$1,181 |
| | | V5003PN | V5103PN | \$1,181 | \$1,181 |
| | | V5003CN | V5103CN | \$1,461 | \$1,615 |
| | 03 Key Retracts Latch Cylinder Trim | V5003WS | V5103WS | \$1,264 | \$1,333 |
| | 03 Key Retracts Latch Pull Trim | V5003A | V5103A | \$1,195 | \$1,195 |
| | V5003AN | V5103AN | \$1,195 | \$1,195 | |
| Device with lever trim | 02 Dummy Lever | V5002BN | V5102BN | \$1,414 | \$1,414 |
| | | V5002D2W | V5102D2W | \$1,567 | \$1,610 |
| | 08 Key Locks/Unlocks Lever | V5008BN | V5108BN | \$1,414 | \$1,414 |
| | | V5008D2W | V5108D2W | \$1,662 | \$1,705 |
| | 09 Lever Trim Active by Key; Locked when key removed | V5009BN | V5109BN | \$1,414 | \$1,414 |
| | | V5009D2W | V5109D2W | \$1,662 | \$1,705 |
| | 14 Lever Always Active | V5014BN | V5114BN | \$1,414 | \$1,414 |
| | | V5014D2W | V5114D2W | \$1,662 | \$1,705 |
| EU Electric Lock/Unlock | V50EU2W | V51EU2W | \$2,348 | \$2,359 | |

Special NOTE: Specify EU2W trim for Hollow Metal Door, fits doors with minimum 4" (or greater) stile
NOTE: Devices are shipped RHR unless specified LHR (Field Reversible)

DEVICE COMES STANDARD WITH:

- 628 Aluminum Baseplate
- Hex Dogging
- 36" Device for 3-foot doors
- 84" Rods for 7-foot doors
- 96 Surface Strike
- 103546 Bottom Strike



FINISHES

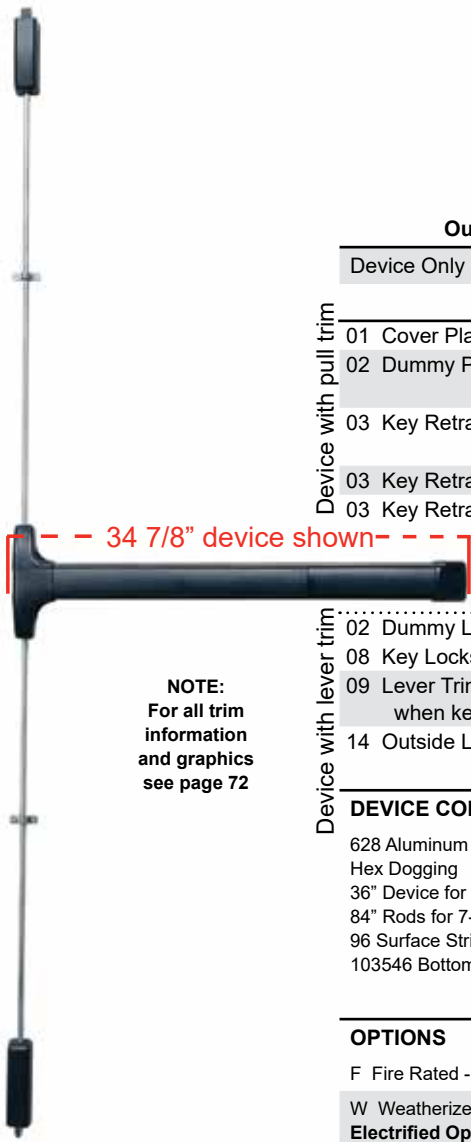
Aluminum device extrusion is BHMA 628. Aluminum Trims:
 P and PN BHMA 628 (clear anodized aluminum)
 WS BHMA 626 (brushed chrome)
 A, AN and BN BHMA 689 (powder-coated aluminum)
 Black device extrusion is BHMA 711. Black Trims:
 P and PN BHMA 711 (black anodized aluminum)
 WS BHMA 613 (oil rubbed bronze)
 A, AN and BN BHMA 693 (powder-coated black)

OPTIONS

| | |
|---|------------------------------------|
| F Fire Rated - Specify prefix F (ex. FV50xNS) | Add \$150 |
| H Hurricane Rated - Specify prefix H (ex. HV50xNS) | Add \$75 |
| FH Fire Rated/Hurricane Rated - Specify prefix FH (ex. FHV50xNS) | Add \$225 |
| W Weatherized (Mechanical only - For weatherized electrified functions, see Electrified Options) | Add \$200 |
| Electrified Options - see pages 82-87 | |
| RC Rod Covers Stainless Steel Finish - (ex. V50xNSxRC) | Add \$206 |
| BG Bottom Bolt Guard 12" ramped per ADA - (ex. V50xNSxBG) | Add \$124 |
| RCxBG Rod Covers and Bottom Bolt Guard - (ex. V50xNSxRCxBG) | Add \$330 |
| 48" Add for 4-foot door width | Add \$31 |
| 96" Add for 8-foot door height | Add \$30 |
| 120" Add for 10-foot door height | Add \$100 |
| SN1 Sex Nuts / Throughbolts (V50 device with trim requires 3 sets / V50 device only requires 4 sets) (V51 device with trim requires 2 sets / V51 device only requires 3 sets) | \$21 PER SET |
| KS Keystop Installed | Add \$8 |
| CD Cylinder Dogging | No charge when ordered with device |
| LD Less Dogging | No charge when ordered with device |
| 96B Dustproof Strike | Add \$54 |

NOTE - Cylinders not included. Products on this page can be ordered with cylinders (C65) or Interchangeable core housings (IC7) pre-installed at Detex prior to shipping (See page 90).

NOTE:
 For all trim information and graphics see page 72



NOTE:
For all trim information and graphics see page 72

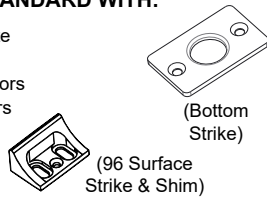
| Outside Function | Top & Bottom Rod Device | Top Rod Only Device | Baseplate Finish | |
|-------------------------------------|-------------------------|---------------------|---------------------|-----------|
| | | | 628 (Std.) Aluminum | 711 Black |
| Device Only - Exit Only | V50xNS | V51xNS | \$1,123 | \$1,123 |
| Device/Function/Trim | | | | |
| 01 Cover Plate | V5001PNxNS | V5101PNxNS | \$1,233 | \$1,233 |
| 02 Dummy Pull Trim | V5002ANxNS | V5102ANxNS | \$1,247 | \$1,247 |
| | V5002WPxNS | V5102WPxNS | \$1,399 | N/A |
| 03 Key Retracts Latch Pull Trim | V5003PNxNS | V5103PNxNS | \$1,233 | \$1,233 |
| | V5003CNxNS | V5103CNxNS | \$1,513 | \$1,667 |
| 03 Key Retracts Latch Cylinder Trim | V5003WSxNS | V5103WSxNS | \$1,316 | \$1,385 |
| 03 Key Retracts Pull Trim | V5003ANxNS | V5103ANxNS | \$1,247 | \$1,247 |

| Device with lever trim | Device/Function/Trim | Top & Bottom Rod Device | Top Rod Only Device | 628 (Std.) Aluminum | 711 Black |
|--|----------------------|-------------------------|---------------------|---------------------|-----------|
| 02 Dummy Lever | V5002BNxNS | V5102BNxNS | | \$1,466 | \$1,466 |
| 08 Key Locks/Unlocks Outside Lever | V5008BNxNS | V5108BNxNS | | \$1,466 | \$1,466 |
| 09 Lever Trim Active by Key; Locked when key removed | V5009BNxNS | V5109BNxNS | | \$1,466 | \$1,466 |
| 14 Outside Lever Always Active | V5014BNxNS | V5114BNxNS | | \$1,466 | \$1,466 |

NOTE: Devices are shipped RHR unless specified LHR (Field Reversible)

DEVICE COMES STANDARD WITH:

- 628 Aluminum Baseplate
- Hex Dogging
- 36" Device for 3-foot doors
- 84" Rods for 7-foot doors
- 96 Surface Strike
- 103546 Bottom Strike



FINISHES

Aluminum device extrusion is BHMA 628. Aluminum Trims:
 PN BHMA 628 (clear anodized aluminum)
 WS BHMA 626 (brushed chrome)
 AN and BN BHMA 689 (powder-coated aluminum)
 Black device extrusion is BHMA 711. Black Trims:
 PN BHMA 711 (black anodized aluminum)
 WS BHMA 613 (oil rubbed bronze)
 AN and BN BHMA 693 (powder-coated black)

OPTIONS

| | |
|---|------------------------------------|
| F Fire Rated - Specify prefix F (ex. FV50xNS) | Add \$150 |
| W Weatherized (Mechanical only - For weatherized electrified functions, see Electrified Options) | Add \$200 |
| Electrified Options - see pages 82-87 | |
| RC Rod Covers Stainless Steel Finish - (ex. V50xNSxRC) | Add \$206 |
| BG Bottom Bolt Guard 12" ramped per ADA - (ex. V50xNSxBG) | Add \$124 |
| RCxBG Rod Covers and Bottom Bolt Guard - (ex. V50xNSxRCxBG) | Add \$330 |
| 48" Add for 4-foot door width | Add \$31 |
| 96" Add for 8-foot door height | Add \$30 |
| 120" Add for 10-foot door height | Add \$100 |
| SN1 Sex Nuts / Throughbolts (V50 device with trim requires 3 sets / V50 device only requires 4 sets) (V51 device with trim requires 2 sets / V51 device only requires 3 sets) | \$21 PER SET |
| KS Keystop Installed | Add \$8 |
| CD Cylinder Dogging | No charge when ordered with device |
| LD Less Dogging | No charge when ordered with device |
| 96B Dustproof Strike | Add \$54 |

NOTE - Cylinders not included. Products on this page can be ordered with cylinders (C65) or Interchangeable core housings (IC7) pre-installed at Detex prior to shipping (See page 90).

PLATES AND PULL TRIMS

| P Trim | | WP Trim | PN Trim | | CN Trim | WS Trim | A Trim | | AN Trim | |
|------------|--------------------|-------------|--------------|-------------|--------------|-------------|--------------------|------------|-------------|-------------|
| | | | | | | | | | | |
| 01P | 03P | 02WP | 01PN | 03PN | 03CN | 03WS | 02A | 03A | 02AN | 03AN |
| Function | Description | Trim | Gray | | Brown | | Black | | | |
| 01 | Cover plate | P/PN | (628 Finish) | \$110 | N/A | | (711 Finish) \$110 | | | |
| 03* | Key retracts latch | P/PN | (628 Finish) | \$110 | N/A | | (711 Finish) \$110 | | | |
| 02 | Dummy Pull (Wire) | WP | (630 Finish) | \$276 | N/A | | N/A | | | |
| 03* | Key retracts latch | WS** | (626 Finish) | \$193 | N/A | | (693 Finish) \$262 | | | |
| 02 | Dummy pull | A/AN | (689 Finish) | \$124 | (695 Finish) | \$124 | (693 Finish) \$124 | | | |
| 03* | Key retracts latch | A/AN | (689 Finish) | \$124 | (695 Finish) | \$124 | (693 Finish) \$124 | | | |
| 03* | Key retracts latch | CN | (630 Finish) | \$390 | (695 Finish) | \$544 | (693 Finish) \$544 | | | |

* Rim cylinder not included (order separately - see page 90)
 ** WS Trim - Not available in Stainless Steel (630) - Specify 625 or 626 (626 - same price as 630)

LEVER TRIMS



| BN Trim for Value Series Devices (Includes 161 cover plate) | | | D2W Vandal Resistant Trim for Value Series Devices | | | | | | |
|--|---|------|--|-------|--|--|--|--|--|
| | | | | | | | | | |
| NOTE: BN lever trims not for use in corrosive environments, see Advantex DN lever trims | | | | | For use on non-Narrow Stile (NS) Value Series devices. | | | | |
| Function | Description | Trim | 626 | 689 | 693 | | | | |
| 02 | Dummy lever | BN | N/A | \$343 | \$343 | | | | |
| 02 | Dummy lever | D2W | \$496 | N/A | \$539 | | | | |
| 08** | Key locks/unlocks outside lever | BN | N/A | \$343 | \$343 | | | | |
| 08** | Key locks/unlocks outside lever | D2W | \$591 | N/A | \$634 | | | | |
| 09** | Lever trim active by key; locked when key removed | BN | N/A | \$343 | \$343 | | | | |
| 09** | Lever trim active by key; locked when key removed | D2W | \$591 | N/A | \$634 | | | | |
| 14 | Outside lever always active | BN | N/A | \$343 | \$343 | | | | |
| 14 | Outside lever always active | D2W | \$591 | N/A | \$634 | | | | |

For Vandal resistant, wide stile lever trims, for use with Value Series, specify 08D2W or 09D2W (See Advantex 08D or 09D for pricing)

NOTE: Lever Trims are shipped RHR unless specified LHR (Field Reversible)

LS Lever Switch available - Add \$275

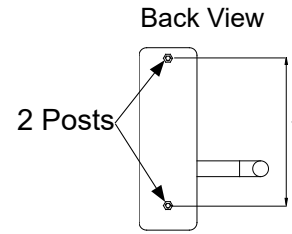
**Mortise cylinder not included (order separately - see page 90)



103789 Cylinder Nut Socket
 100783 Cylinder Nut
 See page 124 for more information

Value Series Exit Devices

EU2W Trim for Value Series Devices



For use on non-Narrow Stile (NS) Value Series devices.

| Function | Description | Trim | 626 | 693 |
|---|--------------------------------------|------|---------|---------|
| EU** | Electric Lock/Unlock Wide Escutcheon | EU2W | \$1,277 | \$1,288 |
| (For EU specify Fail Secure [FSE - std.] or Fail Safe [FSA] and specify handing - not field reversible) | | | | |

**Mortise cylinder not included (order separately - see page 90)

LS Lever Switch available - Add \$275



VALUE SERIES® V40 SERIES (RIM)

RATING

For no rating, leave blank
 "H" = Hurricane
 "F" = Fire Rated (Less/No Dogging Only)
 "FH" = Hurricane and Fire Rated

OUTSIDE TRIM FINISH

626 = Brushed chrome (DWMS trims)
 628 = Brushed Aluminum (P/PN trims)
 689 = Aluminum (BN/A/AN trims)
 693 = Black, powder coated (BN/A/AN trims)
 711 = Black, Aluminum (P/PN trims)

DOGGING FUNCTION

LD = Less/No dogging
 HD = Hex key dogging
 CD = Cylinder key dogging

PRE-INSTALLED CYLINDERS

If cylinders provided by others, leave blank
 MCG65 = Mortise Cylinder(s) 6pin/Keyed 5
 IC7 = Mortise Cylinder(s) SFIC housing
 IK7 = Mortise Cylinder(s) Instakey housing
 RCG65 = Rim Cylinder(s) 6pin/Keyed 5
 ICR = Rim Cylinder(s) SFIC housing
 IKTR = Rim Cylinder(s) Instakey housing

PUSHPAD COLOR

Contact factory for other languages and colors
 BLK = Black
 RWE = Red Pushpad / White English Lettering

POWER TRANSFERS

FC3 = 3' Flex Conduit
 FC10 = 10' Flex Conduit
 PT5 = Power Transfer
 EH8 = Electric Hinge

OUTSIDE TRIM FUNCTION & FINISH

01P = Exit only, blank plate
 03P = Key retracts latch
 01PN = Exit only, blank plate, narrow trim
 03PN = Key retracts latch, narrow trim
 03WS = Key retracts latch
 02A = Dummy pull
 03A = Key retracts pull, pull trim
 02AN = Dummy pull, narrow trim
 03AN = Key retracts pull - pull trim, narrow trim
 02BN = Dummy lever, narrow trim
 08BN = Active lever, key locks/unlocks lever, narrow trim (handed) (classroom)
 09BN = Lever trim active by key, locked when key removed, narrow trim (handed) (storeroom)
 14BN = Active lever, no key cylinder, narrow trim (handed) (passage)
 02DD2W = Dummy lever, wide trim (two posts for use with narrow head device)
 08DD2W = Active lever, key locks/unlocks lever, wide trim (two posts for use with narrow head device) (classroom)
 09DD2W = Lever trim active by key, locked when key removed, wide trim (two posts for use with narrow head device) (storeroom)
 14DD2W = Active lever, no key cylinder, wide trim (two posts for use with narrow head device) (passage)

SERIES TYPE
 V40 = Rim device, wide stile
 V40XNS = Rim device, narrow stile

DEVICE FINISH
 628 = Brushed Aluminum*
 711 = Black, Aluminum

DOOR HANDING

RHR = Right hand reverse*
 LHR = Left hand reverse

ELECTRIFIED FUNCTION

For no electrified function, leave blank

Standard

EA = Handwired Electric Alarm (Formerly E/HE/R)
 EB = Electric Alarm with Battery
 ED = Electric Dogging
 EXV = Request To Exit (Signal) Switch
 EI = Request To Exit (Current) Switch (required)
 ES = Electric Switching (dead latch & OKC switches)

Latch Retraction

ER EX = Electric Latch Retraction with Request To Exit Switch (silencer standard)

Latch Retraction Only (ER EX)

(Sold Separately)
 Single = 81-800
 Pair = 82-800
 2 Single = 83-800

KEYSTOP

For no keystop, leave blank
 KS = Keystop (Available with EA, EE, EI functions)
 Specify KA for Keyed Alike Device

DOOR WIDTH

36" wide door (3")
 48" wide door (4")

FASTENERS

For Standard machine, wood & self-drilling screws, leave blank
 SN1 = Sex Nuts/Throughbolts (Hurricane rated hardware includes sex nuts for latch bolt)

EU2W = Electric lock/unlock; wide trim (two posts for use with narrow head device) (passage)

24VDC & Fail Secure (FSE) Std. - Specify handing (not field reversible). For 12VDC specify VDC. For Fail Safe specify FSA
 CBK = Cylinder Bracket Kit, 03 only, plate & pull handle by others required

Delayed Egress

Select Arming Delay, Delayed Egress Time and Silent Arming
 EE = Delayed Egress
 Delayed Egress Only (EE)
 Comes standard with 90-800 power supply
 Single = (1) 90-800 w/o bat backup
 Pair = (1) 90-800 w/o bat backup



Detex products can expose you to chemicals including Chromium (hexavalent compounds) and Lead, which are known to the State of California to cause cancer and birth defects or other reproductive harm. For more information go to www.detex.com/prp055

NOTE: * = default/standard

Fire-rated trims must be Fail Safe (FSA)
 All fire-rated devices Less Dogging/fail safe

Also see online version at detex.com/hto

April 22, 2020

VALUE SERIES® V40XW SERIES (RIM, WEATHERIZED)



RATING

For no rating, leave blank
 "H" = Hurricane
 "F" = Fire Rated (Less/No Dogging Only)
 "FH" = Hurricane and Fire Rated

OUTSIDE TRIM FINISH

626 = Brushed chrome (D/W/S trims)
 628 = Brushed Aluminum (P/P/N trims)
 699 = Aluminum (BN/AN trims)
 693 = Black, powder coated (BN/AN trims)
 711 = Black, Aluminum (P/P/N trims)

DOGGING FUNCTION

LD = Less/No dogging
 HD = Hex key dogging
 CD = Cylinder key dogging

PRE-INSTALLED CYLINDERS

If cylinders provided by others, leave blank
 MC65 = Mortise Cylinder(s) 6pin/Keyed 5
 IC7 = Mortise Cylinder(s) SFIC housing
 IK7 = Mortise Cylinder(s) Instakkey housing
 RC65 = Rim Cylinder(s) 6pin/Keyed 5
 IC7R = Rim Cylinder(s) SFIC housing
 IK7R = Rim Cylinder(s) Instakkey housing

POWER TRANSFERS

FC3W = 3" Weatherized Flex Conduit
 FC10W = 10" Weatherized Flex Conduit
 PT5 = Power Transfer
 EHB = Electric Hinge

SERIES TYPE
 V40XW = Weatherized Rim device, wide stile (non-electrified)
 V40XNSXW = Weatherized Rim device, narrow stile (non-electrified)

OUTSIDE TRIM FUNCTION & FINISH

01P = Exit only, blank plate
 03P = Key retracts latch
 01PN = Exit only, blank plate; narrow trim
 03PN = Key retracts latch; narrow trim
 03WS = Key retracts latch
 02A = Dummy pull
 03A = Key retracts pull; pull trim
 02AN = Dummy pull; narrow trim
 03AN = Key retracts pull - pull trim; narrow trim
 02BN = Dummy lever; narrow trim
 08BN = Active lever, key locks/unlocks lever; narrow trim (handed) (classroom)
 09BN = Lever trim active by key, locked when key removed; narrow trim (handed) (storeroom)

DOOR HANDING
 RHR = Right hand reverse*
 LHR = Left hand reverse

DEVICE FINISH

628 = Brushed Aluminum*
 711 = Black, Aluminum

ELECTRIFIED FUNCTION

For no electrified function, leave blank
Weatherized Alarms
 Select Arming Time and Auto Rearm
 EB W = Electric Battery Operated Exit Alarm Weatherized

Latch Retraction
 ER EX W = Electric Latch Retraction
 Weatherized with Request To Exit Switch (silencer standard)

Latch Retraction Only (ER EX W)
 (Sold Separately)
 Single = 81-800
 Pair = 82-800
 2 Single = 83-800

Weatherized Others

ER EX W = Electric Latch Retraction
 Weatherized with Request To Exit Switch (silencer standard)
 EX W = Request To Exit (Signal) Switch Weatherized
 EXV W = Request To Exit (Current) Switch Weatherized
 WDE = Weatherized Delayed Egress (see EasyKits)

Specify KA for Keyed Alike

98 = Semi-Mortise (std. on V40XNS)

99 = Surface (std. on V40)

94 = Double-Door (least secure)

KEYSTOP
 For no key/stop, leave blank
 KS = Keystop (Available with EB W function)

PUSHPAD COLOR
 Contact factory for other languages and colors
 BLK = Black
 RWE = Red Pushpad / White English Lettering

DOOR WIDTH
 36" wide door (3")*
 48" wide door (4")

FASTENERS
 For Standard machine, wood & self-drilling screws, leave blank
 SN1 = Sex Nuts/Throughbolts (Hurricane rated hardware includes sex nuts for latch bolt)

14BN = Active lever, no key cylinder; narrow trim (handed) (passage)
 02DD2W = Dummy lever; wide trim (two posts for use with narrow head device)
 08DD2W = Active lever, key locks/unlocks lever; wide trim (two posts for use with narrow head device) (classroom)
 14D2W = Active lever, no key cylinder; wide trim (two posts for use with narrow head device) (passage)
 EU2W = Electric lock/unlock; wide trim (two posts for use with narrow head device) - 24VDC & Fall Secure (FSE) Std. - Specify handing (not field reversible). For 12VDC specify VDC. For Fall Safe specify FSA
 CBK = Cylinder Bracket Kit; 03 only, plate & pull handle by others required

Fire-rated trims must be Fall Safe (FSA)

All fire-rated devices Less Dogging/fall safe

Also see online version at detex.com/hto



Detex products can expose you to chemicals including Chromium (hexavalent compounds) and Lead, which are known to the State of California to cause cancer and birth defects or other reproductive harm. For more information go to www.detex.com/prop65

NOTE: * = default/standard

April 22, 2020

VALUE SERIES® V50/V51 SERIES (SURFACE VERTICAL ROD)

RATING

For no rating, leave blank

- "H" = Hurricane (V50 & V50XW only)
- "F" = Fire Rated (Less/No Dogging Only)
- "FH" = Hurricane and Fire Rated

OUTSIDE TRIM FINISH

- 626 = Brushed chrome (DWS trims)
- 628 = Brushed Aluminum (P/PN trims)
- 689 = Aluminum (BN/ALAN trims)
- 693 = Black, powder coated (BN/ALAN trims)
- 711 = Black, Aluminum (P/PN trims)

STRIKES

- 96 = Surface non-roller top strike and non-dust proof bottom strike*
- 96B = Substitute 96 bottom strike for Dustproof strike

PUSHPAD COLOR
Contact factory for other languages and colors
BLK = Black
RWE = Red Pushpad / White English Lettering

DOGGING FUNCTION

- LD = Less/No dogging
- HD = Hex key dogging
- CD = Cylinder key dogging

PRE-INSTALLED CYLINDERS

- If cylinders provided by others, leave blank
- MC65 = Mortise Cylinder(s) 6pin/Keyed 5
 - IC7 = Mortise Cylinder(s) IC housing
 - IK7 = Mortise Cylinder(s) Instakey housing
 - RC65 = Rim Cylinder(s) 6pin/Keyed 5
 - IC7R = Rim Cylinder(s) IC housing
 - IK7R = Rim Cylinder(s) Instakey housing

POWER TRANSFERS

- FC3 = 3' Flex Conduit
- FC10 = 10' Flex Conduit
- PTS = Power Transfer
- EH8 = Electric Hinge

OUTSIDE TRIM STYLE & FINISH

- SERIES TYPE**
- V50 = SVR, wide stile
 - V50XNS = SVR, narrow stile
 - V51 = SVR, top rod only, wide stile
 - V51XNS = SVR, top rod only, narrow stile

- 01P = Exit only, blank plate
- 03P = Key retracts latch
- 01PN = Exit only, blank plate, narrow trim
- 03PN = Key retracts latch, narrow trim
- 03WS = Key retracts latch
- 02A = Dummy pull
- 03A = Key retracts pull, pull trim
- 02AN = Dummy pull, narrow trim
- 03AN = Key retracts pull - pull trim, narrow trim
- 02BN = Dummy lever, narrow trim
- 08BN = Active lever, key locks/unlocks lever; narrow trim (handed) (classroom)
- 09BN = Lever trim active by key, locked when key removed; narrow trim (handed) (storeroom)
- 14BN = Active lever, no key cylinder; narrow trim (handed) (passage)
- 02D2W = Dummy lever, wide trim (two posts for use with narrow head device)
- 08D2W = Active lever, key locks/unlocks lever; wide trim (two posts for use with narrow head device) (classroom)
- 09D2W = Lever trim active by key, locked when key removed; wide trim (two posts for use with narrow head device) (storeroom)
- 14D2W = Active lever, no key cylinder; wide trim (two posts for use with narrow head device) (passage)
- EU2W = Electric lock/unlock; wide trim (two posts for use with narrow head device)
- CBK = Cylinder Bracket Kit, 03 only; plate & pull handle by others required

DOOR HANDING

- RHR = Right hand reverse*
- LHR = Left hand reverse

ELECTRIFIED FUNCTION

For no electrified function, leave blank

Standard

- Select Arming Time and Auto Rearm
- EA = Hardwired Electric Alarm (Formerly EH/EH R)
 - EB = Electric Alarm with Battery
 - ED = Electric Dogging
 - EX = Request To Exit (Signal) Switch
 - EXV = Request To Exit (Current) Switch

Latch Retraction

- ER EX = Electric Latch Retraction with Request To Exit Switch (silencer standard)

Latch Retraction Only (ER EX)

- (Sold Separately)
- Single = 81-800
 - Pair = 82-800
 - 2 Single = 83-800

KEYSTOP
KS = Keystop (Available with EA, EE, EE ER, EI functions)

DOOR WIDTH
36" wide door (3)*
48" wide door (4)

DOOR HEIGHT/SVR HEIGHT

- 84" high door
- 96" high door
- 120" high door

FASTENERS

- For Standard machine, wood & self-drilling screws; leave blank
- SN1 = Sex Nuts/Throughbolts (Hurricane rated hardware includes sex nuts for top latch and bottom bolt)

Delayed Egress
Select Arming Delay, Delayed Egress
Time and Silent Arming
EE = Delayed Egress

Delayed Egress Only (EE)
Comes standard with 90-800 power supply
Single = (1) 90-800 w/o bat backup
Pair = (1) 90-800 w/o bat backup



Detex products can expose you to chemicals including Chromium (hexavalent compounds) and Lead, which are known to the State of California to cause cancer and birth defects or other reproductive harm. For more information go to www.detex.com/pp065

NOTE: * = default/standard

All fire-rated devices Less Dogging/fall safe

Fire-rated trims must be Fall Safe (FSA)

Also see online version at detex.com/hto

April 22, 2020

VALUE SERIES® V50XW/V51XW SERIES (SURFACE VERTICAL ROD, WEATHERIZED)

RATING

For no rating, leave blank
 "H" = Hurricane (V50 & V50XW only)
 "F" = Fire Rated (Less/No Dogging Only)
 "FH" = Hurricane and Fire Rated

OUTSIDE TRIM FINISH

626 = Brushed chrome (DWS trims)
 628 = Brushed Aluminum (P/PN trims)
 689 = Aluminum (BN/AN trims)
 693 = Black, powder coated (BN/AN trims)
 711 = Black, Aluminum (P/PN trims)

STRIKES

96 = Surface non-roller top strike and non-dust proof bottom strike*
 96B = Substitute 96 bottom strike for Dustproof strike

PRE-INSTALLED CYLINDERS

If cylinders provided by others, leave blank
 M65 = Mortise Cylinder(s) 6pin/Keyed 5
 IC7 = Mortise Cylinder(s) IC housing
 IK7 = Mortise Cylinder(s) InstakKey housing
 RC65 = Rim Cylinder(s) 6pin/Keyed 5
 IC7R = Rim Cylinder(s) IC housing
 IK7R = Rim Cylinder(s) InstakKey housing

PUSHPAD COLOR

Contact factory for other languages and colors
 BLK = Black
 RWE = Red Pushpad / White English Lettering



SERIES TYPE

V50XW = Weatherized SVR, wide stile (non-electrified)
 V50XNSXW = Weatherized SVR, narrow stile (non-electrified)
 V51XW = Weatherized SVR, top rod only, wide stile (non-electrified)
 V51XNSXW = Weatherized SVR, top rod only, narrow stile (non-electrified)

DOGGING FUNCTION

LD = Less/No dogging
 HD = Hex key dogging
 CD = Cylinder key dogging

DEVICE FINISH

628 = Brushed Aluminum*
 711 = Black, Aluminum

Device

Specify KA for Keyed Alike

OUTSIDE TRIM STYLE & FINISH

01P = Exit only, blank plate
 03P = Key retracts latch
 01PN = Exit only, blank plate, narrow trim
 03PN = Key retracts latch, narrow trim
 03WS = Key retracts latch
 02A = Dummy pull
 03A = Key retracts pull; pull trim
 02AN = Dummy pull; narrow trim
 03AN = Key retracts pull - pull trim; narrow trim
 02BN = Dummy lever; narrow trim
 08BN = Active lever, key locks/unlocks lever; narrow trim (handed) (classroom)
 09BN = Lever trim active by key, locked when key removed; narrow trim (handed) (storeroom)

DOOR HANDLING

RHR = Right hand reverse*
 LHR = Left hand reverse

ELECTRIFIED FUNCTION

For no electrified function, leave blank

Weatherized Alarms

Select Arming Time and Auto Rearm
 EB W = Electric Battery Operated Exit Alarm Weatherized

Latch Retraction

ER EX = Electric Latch Retraction with Request To Exit Retraction (silencer standard)
 ER EX W = Electric Latch Retraction Weatherized with Request To Exit Switch (silencer standard)

Latch Retraction Only (ER)

(Sold Separately)
 Single = 82-800
 2 Single = 83-800

Weatherized Others

ER EX W = Electric Latch Retraction Weatherized with Request To Exit Switch (Signal) Switch Weatherized
 EX W = Request To Exit (Current) Switch Weatherized
 EXV W = Request To Exit (Current) Switch Weatherized
 WDE = Weatherized Delayed Egress (see EasyKits)

KEYSTOP

KS = Key/stop (Available with EB W function)

DOOR WIDTH

36" wide door (3)*
 48" wide door (4)

DOOR HEIGHT/SVR HEIGHT


84" high door
 96" high door
 120" high door

FASTENERS

For Standard machine, wood & self-drilling screws, leave blank
 SN1 = Sex Nuts/Throughbolts (Hurricane rated hardware includes sex nuts for top latch and bottom bolt)

POWER TRANSFERS

FC3W = 3' Weatherized Flex Conduit
 FC10W = 10' Weatherized Flex Conduit
 PTS = Power Transfer
 EH8 = Electric Hinge



Detex products can expose you to chemicals including Chromium (hexavalent compounds) and Lead, which are known to the State of California to cause cancer and birth defects or other reproductive harm. For more information go to www.detex.com/propp65

CBK = Cylinder Bracket Kit, 03 only, plate & pull handle by others required

Fire-rated trims must be Fail Safe (FSA)
 All fire-rated devices Less Dogging/fail safe

Also see online version at detex.com/hto

NOTE: * = default/standard

NOTES

Pulls & Plates

| | | | VALUE SERIES® | Manufacturer A Exit Devices | Manufacturer B Exit Devices | Manufacturer C Exit Devices |
|------------------|-------------------------|---|-----------------------|--------------------------------|--------------------------------|--------------------------------|
| BHMA Function | BHMA Definition | Description | Standard Value Series | 22 Series | 20 Series | 51 Series |
| 01 | Exit Only | Cover Plate | 01P 01PN | N/A | 802-GTB | 501 |
| 02 | Pull When Dogged | Dummy Pull | 02A 02AN | 230DT | Thumbpiece trims only | 702A |
| 02 | Pull When Dogged | Dummy Pull (Wire) | 02WP | N/A | N/A | N/A |
| 03 | Key Retracts Latch Bolt | Night Latch Pull | 03A 03AN | 230NL | Thumbpiece trims only | 703A |
| 03 | Key Retracts Latch Bolt | Night Latch Pull | 03P 03PN | 210NL | 814-HTB | 603 |
| 03 | Key Retracts Latch Bolt | Night Latch - Cylinder Only - Pull by others | 03WS | 110NL | N/A | N/A |

Lever Trims

| | | | VALUE SERIES® | Manufacturer A Exit Devices | Manufacturer B Exit Devices | Manufacturer C Exit Devices |
|------------------|---|--|-----------------------|--------------------------------|--------------------------------|--------------------------------|
| BHMA Function | BHMA Definition | Description | Standard Value Series | 22 Series | 20 Series | 51 Series |
| 08 | Key Locks/Unlocks Lever | Classroom Lever | 08BN | 230L | Rose trims only | 808A |
| 09 | Lever Active by Key; Locked when key removed | Night Latch Lever / Storeroom Lever | 09BN | N/A | Rose trims only | N/A |
| 14 | Lever Always Active | Passage Lever | 14BN | N/A | Rose trims only | 814A |
| EU | Electric Lock/Unlock | Fail Safe/Fail Secure | EU2W | N/A | N/A | N/A |

| BHMA Function | BHMA Definition | VALUE SERIES® | Manufacturer A Exit Devices | Manufacturer B Exit Devices | Manufacturer C Exit Devices |
|---------------|--|---------------|-----------------------------|-----------------------------|-----------------------------|
| 1 | Rim Exit Device | V40 | 22 | 2828 | 5100 |
| | Rim Exit Device - Weatherized | V40xW | No equal | No equal | No equal |
| 2 | Surface Vertical Rod Exit Device | V50 | 222 | 2727 | 5200 |
| | Surface Vertical Rod Exit Device - Weatherized | V50xW | No equal | No equal | No equal |
| | Surface Vertical Rod Exit Device - Top Rod Only | V51 | 2227LBR | No equal | 5200LBR |
| | Surface Vertical Rod Exit Device - Top Rod Only - Weatherized | V51xW | No equal | No equal | No equal |
| 4 | Narrow Stile Rim Exit Device | V40xNS | No equal | No equal | No equal |
| | Narrow Stile Rim Exit Device - Weatherized | V40xNSxW | No equal | No equal | No equal |
| 5 | Narrow Stile Surface Vertical Rod Exit Device | V50xNS | No equal | No equal | No equal |
| | Narrow Stile Surface Vertical Rod Exit Device - Weatherized | V50xNSxW | No equal | No equal | No equal |
| | Narrow Stile Surface Vertical Rod Exit Device - Top Rod Only | V51xNS | No equal | No equal | No equal |
| | Narrow Stile Surface Vertical Rod Exit Device - Top Rod Only - Weatherized | V51xNSxW | No equal | No equal | No equal |

Value Series Exit Devices

| Function | | Manufacturer A Exit Devices | Manufacturer B Exit Devices | Manufacturer C Exit Devices |
|--|--|--------------------------------|--------------------------------|--------------------------------|
| | Standard Advantex | Standard 22 Series | Standard 20 Series | Standard 5000 Series |
| Hardwired Exit Alarm | EA | ALK | No equal | RALW |
| Battery Powered Exit Alarm | EB | No equal | No equal | RALK |
| Weatherized Battery Powered Exit Alarm | EB W | No equal | No equal | WALW |
| Electric Dogging | ED | No equal | No equal | No equal |
| Electric Latch Retraction | ER EX Request to Exit Switch Included | No equal | No equal | No equal |
| Weatherized Electric Latch Retraction | ER EX W Request to Exit Switch Included | No equal | No equal | No equal |
| Electric Lock/Unlock Lever | EU2W | No equal | No equal | No equal |
| Delayed Egress | EE | No equal | No equal | No equal |
| Electric Integration | EI | No equal | No equal | No equal |
| Electric Switching | ES | RXxLX | No equal | No equal |
| Request to Exit Signaling | EX | RX | No equal | TS |
| Weatherized Request to Exit Signaling | EX W | No equal | No equal | WTS |
| Request to Exit Switching for High Current | EXV | No equal | No equal | No equal |
| Weatherized Request to Exit Switching for High Current | EXV W | No equal | No equal | No equal |

MAP Policy Applies
See page 9

Exit Alarm (EB) - Battery Powered - Available on all VS Devices **Price Add \$207**

Standard Package Includes:

- Switch monitors pushpad movement and triggers alarm
- Green & Red LED, cylinder arming, 9-volt battery and piezo horn
- Cylinder Dogging (CD) standard or Less Dogging (LD - NOTE: Fire Rated devices come LD only)
- Pushpad Signage "Push to Open Alarm Will Sound"

Options

| | |
|---|----------|
| KS - Keystop feature installed | Add \$8 |
| FC3 - 3' Flexible Conduit and fittings | Add \$50 |
| FC10 - 10' Flexible Conduit and fittings | Add \$94 |
| LD - Less Dogging | N/C |
| BLK - Black pushpad (includes peel & stick door signage "Emergency Exit Only Alarm Will Sound") | N/C |
| LBM - Latch Bolt Monitoring - V40 only (alarm triggered by dead latch) | Add \$45 |

Accessories

| | |
|---|-----------|
| BE-961-1 - Battery Eliminator 9VDC Power Source | Add \$328 |
|---|-----------|

Exit Alarm (EA) - Available on all VS Devices **Price Add \$433**

Standard Package Includes:

- Switch monitors pushpad movement and triggers alarm
- Manual Key Arming standard or field-selectable 2-minute auto rearm
- Remote Alarm Relay output (std.) Common, Normally Open or Normally Closed Relay contacts
- Bypass Alarm Relay input (std.) Normally Open Relay Contacts
- Low-Battery Alert (std.), field-selectable option to remove backup battery / disable low-battery alert
- Cylinder Dogging (CD) standard or Less Dogging (LD - NOTE: Fire Rated devices come LD only)
- 120V to 12VAC Transformer and 9V Battery Backup
- Flexible 3' Conduit Loop and Endcap Connector
- Pushpad Signage "Push to Open Alarm Will Sound"

Options

| | |
|---|-----------|
| KS - Keystop feature installed | Add \$8 |
| FC10 - 10' Flexible Conduit and fittings | Add \$94 |
| LD - Less Dogging | N/C |
| BLK - Black pushpad (includes peel & stick door signage "Emergency Exit Only Alarm Will Sound") | N/C |
| IN - 220V to 24VAC Transformer substituted for standard transformer | N/C |
| 277 - 277V to 24VAC Transformer substituted for standard transformer | Add \$48 |
| LBM - Latch Bolt Monitoring (alarm triggered by dead latch) | Add \$45 |
| PT-5 - Power Transfer | Add \$185 |
| EW8-626 - Electric Hinge | Add \$444 |

Exit Alarm (EH) - Hardwired 12V - 24VAC/DC

See Exit Alarm (EA) (above)

Exit Alarm with Remote Signal (EH R) - Hardwired 12V - 24 VAC/DC

See Exit Alarm (EA) (above)

ELECTRIFIED OPTIONS CONT'D ON PAGE 83

Value Series Exit Devices

| Weatherized Exit Alarm (EB W) - Battery Powered - Available on all VS Devices | | Price Add \$594 |
|---|--|------------------------|
| Standard Package Includes: - Switch monitors pushpad movement and triggers alarm - Remote signaling, remote bypass, pushpad monitoring - Green & Red LED, cylinder arming, 9-volt battery and piezo horn - Manual Key Arming standard or field-selectable 2-minute auto rearm - Remote Alarm Relay output (std.) Common, Normally Open or Normally Closed Relay contacts - Bypass Alarm Relay input (std.) Normally Open Relay Contacts - Low-Battery Alert (std.), field-selectable option to remove backup battery / disable low-battery alert - Cylinder Dogging (CD) standard or Less Dogging (LD - NOTE: Fire Rated devices come LD only) - Pushpad Signage "Push to Open Alarm Will Sound" | | |
| Options | | |
| KS - Keystop feature installed | | Add \$8 |
| LD - Less Dogging | | N/C |
| BLK - Black pushpad (includes peel & stick door signage "Emergency Exit Only Alarm Will Sound") | | N/C |
| FC3W - Weatherized 3' Flexible Conduit and fittings | | Add \$82 |
| FC10W - Weatherized 10' Flexible Conduit and fittings | | Add \$98 |
| Accessories | | |
| 106595-5 - Battery Eliminator 9VDC Power Source in NEMA Enclosure | | Add \$1,799 |

| Electric Dogging (ED) - Available on all VS Devices | | Price Add \$590 |
|---|--|------------------------|
| Standard Package Includes: - On-board switching requires initial manual pushpad depression after electric activation - Long-term dogging - Flexible 3' Conduit Loop and Endcap Connector (NOTE: A 24V power supply or logic controller is required for ED but not included.) (NOTE: Most applications with ED require a power switch - See page 142) | | |
| Options | | |
| IN - 220V to 24VAC Transformer | | N/C |
| EX - Request to Exit Switching (example ED EX) | | Add \$174 |
| FC10 - 10' Flexible Conduit and fittings | | Add \$94 |
| PT-5 - Power Transfer | | Add \$185 |
| EW8-626 - Electric Hinge | | Add \$444 |
| Accessories | | |
| CS462 Keyswitch (For other keyswitch and push button options, see page 142) | | Add \$229 |
| PP-5152-2 24VAC Transformer | | Add \$101 |
| 24V Power Supply for filtered, regulated power and simplified fire loop connections | | See Page 94 |

ELECTRIFIED OPTIONS CONT'D ON PAGE 84

Electric Latch Retraction with Request to Exit Switch (ER EX) - Available on all VS Devices Price Add \$1,346

- Standard Package Includes
- Simultaneous latch and pushpad retraction
 - Flexible 3' Conduit Loop and Endcap Connector
 - Long-term dogging capability
 - Request to Exit Switch
- (NOTE: A Logic Controller and Power Supply is required for ER but not included in standard package)**

| Options | |
|--|-----------|
| FC10 - 10' Flexible Conduit and fittings | Add \$94 |
| PT-5 - Power Transfer | Add \$185 |
| EWH8-626 - Electric Hinge | Add \$444 |

| Required Accessories | |
|---|-------------|
| 81-800 Power Supply Controller for Latch Retraction - Single Door | See page 96 |
| 82-800 Power Supply Controller for Latch Retraction - Pairs of Doors Simultaneous | See page 96 |
| 83-800 Power Supply Controller for Latch Retraction - Pairs of Doors Independent | See page 96 |

Weatherized Electric Latch Retraction with Request to Exit Switch (ER EX W) - Available on all VS Devices Price Add \$2,036

- Standard Package Includes:
- Weatherized simultaneous latch and pushpad retraction
 - Long-term dogging capability
 - Request to Exit Switch
 - Weatherized flexible 3' Conduit Loop and Endcap Connector
- (NOTE: A Power Supply is required for ER but not included in standard package. If mounting outside, NEMA enclosure required)**

| Options | |
|---|----------|
| FC10W - Weatherized 10' Flexible Conduit and fittings | Add \$98 |

| Required Accessories | |
|---|-------------|
| 81-800 Power Supply Controller for Latch Retraction - Single Door | See page 96 |
| 82-800 Power Supply Controller for Latch Retraction - Pairs of Doors Simultaneous | See page 96 |
| 83-800 Power Supply Controller for Latch Retraction - Pairs of Doors Independent | See page 96 |

Electric Lock/Unlock (EU2W) Lever - Contact factory for use on medium and wide stile doors

See Value Series Trim Page 73 for complete information

Delayed Egress Magnetic Locking (EM)

See Delayed Egress (EE) (opposite page)

ELECTRIFIED OPTIONS CONT'D ON PAGE 85

| Delayed Egress (EE) - Available on all VS Devices | | Price Add \$1,891 |
|--|--|--------------------------|
| <p>Standard Package Includes:</p> <ul style="list-style-type: none"> - Switch monitors latch bolt and triggers alarm - 15-second Delayed Egress with dead latch monitoring - 15-second arming delay (AD) with extended bypass (alarm arms after door closes) - 1-second nuisance delay - Comes standard with 24V Filtered and Regulated Power Supply with simplified fire loop connections <p style="text-align: center;">(NOTE: Detex Power Supply required and included with standard EE Package, can power both devices for a pair of doors, specify V40 EExPSO for second door)</p> <ul style="list-style-type: none"> - Remote Alarm Relay output (std.) Common, Normally Open or Normally Closed Relay contacts and Remote Reset - Bypass Alarm Relay input (std.) Normally Open Relay Contacts - Low-Battery Alert (std.), field-selectable option to remove backup battery / disable low-battery alert - Cylinder Dogging (CD) standard or Less Dogging (LD - NOTE: Fire Rated devices come LD only) - Delayed Egress Door Sign (ECL-395 English, 15 seconds, Red) - Flexible 3' Conduit Loop and Endcap Connector - Pushpad Signage "Push to Open Alarm Will Sound" <p>For non-standard arming delay, non-standard nuisance delay, 2-minute alarm silence, non-extended bypass, set grant times and other non-standard options or features, contact factory.</p> | | |
| Options | | |
| KS - Key Stop feature installed | | Add \$8 |
| LD - Less Dogging | | N/C |
| 30 - 30-Second Delayed Egress (example EEx30) Substitute Door Signage available in various languages (See Accessories - page 90) | | N/C |
| BLK - Black pushpad (includes peel & stick door signage "Emergency Exit Only Alarm Will Sound") | | N/C |
| FC10 - 10' Flexible Conduit and fittings | | Add \$94 |
| PT-5 - Power Transfer | | Add \$185 |
| EWH8-626 - Electric Hinge | | Add \$444 |
| L9 - Less Battery | | Add \$5 |
| SI - Status Indicator | | Add \$5 |
| L9xSI - Less Battery & Status Indicator | | Add \$10 |
| PS0 - Less Power Supply | | Subtract \$225 |

| Electric Integration (EI) - Available on V40 Devices | | Price Add \$227 |
|--|--|------------------------|
| <p>Standard Package Includes:</p> <ul style="list-style-type: none"> - Switches to monitor dead latch and outside trim input - Green and Red LED, cylinder arming and piezo horn (logic & power supply separate) - Cylinder Dogging (CD) standard or Less Dogging (LD - NOTE: Fire Rated devices come LD only) - Black pushpad with peel & stick door signage "Push To Exit Alarm Will Sound" <p style="text-align: center;">(NOTE: A Logic Controller is required for EI but not included in standard package)</p> | | |
| Options | | |
| KS - Key Stop feature installed | | Add \$8 |
| LD - Less Dogging | | N/C |
| RWE - Red pushpad with white signage (English) - other languages available | | N/C |
| FC3 - 3' Flexible Conduit and fittings | | Add \$50 |
| FC10 - 10' Flexible Conduit and fittings | | Add \$94 |
| PT-5 - Power Transfer | | Add \$185 |
| EWH8-626 - Electric Hinge | | Add \$444 |
| Accessories | | |
| 10-800 or 11-800 - Logic Controller & Power Supply for Electric Integration | | See Page 98 |

ELECTRIFIED OPTIONS CONT'D ON PAGE 86

Electric Switching (ES) - Available on V40 Devices **Price Add \$319**

- Standard Package Includes:
- Switching monitors dead latch and outside trim input
 - HD (Hex Dogging) standard or Less Dogging (LD - NOTE: Fire Rated devices come LD only)
 - Black pushpad with peel & stick door signage "Push to Exit Alarm Will Sound"

| Options | |
|--|-----------|
| FC3 - 3' Flexible Conduit and fittings | Add \$50 |
| FC10 - 10' Flexible Conduit and fittings | Add \$94 |
| CD - Cylinder Dogging | N/C |
| LD - Less Dogging | N/C |
| RWE - Red pushpad with white signage (English) - other languages available | N/C |
| PT-5 - Power Transfer | Add \$185 |
| EWH8-626 - Electric Hinge | Add \$444 |

Request to Exit Signaling (EX) - Available on all VS Devices **Price Add \$174**

- Standard Package Includes:
- Switch monitors pushpad
 - Hex Dogging (HD) standard or Less Dogging (LD - NOTE: Fire Rated devices come LD only)
 - Black pushpad with peel & stick door signage "Push To Exit Alarm Will Sound"
 - Flexible 3' Conduit Loop and Endcap Connector

| Options | |
|--|-----------|
| FC10 - 10' Flexible Conduit and fittings | Add \$94 |
| CD - Cylinder Dogging | N/C |
| LD - Less Dogging | N/C |
| RWE - Red pushpad with white signage (English) - other languages available | N/C |
| PT-5 - Power Transfer | Add \$185 |
| EWH8-626 - Electric Hinge | Add \$444 |

Weatherized Request to Exit Signaling (EX W) - Available on all VS Devices **Price Add \$246**

- Standard Package Includes:
- Weatherized Switch monitors pushpad
 - Cylinder Dogging (CD) standard or Less Dogging (LD - NOTE: Fire Rated devices come LD only)
 - Pushpad signage "Push To Exit Alarm Will Sound"
 - Weatherized flexible 3' Conduit Loop and Endcap Connector

| Options | |
|--|----------|
| FC10W - Weatherized 10' Flexible Conduit and fittings | Add \$98 |
| CD - Cylinder Dogging | N/C |
| LD - Less Dogging | N/C |
| RWE - Red pushpad with White Signage (English) - other languages available | N/C |

ELECTRIFIED OPTIONS CONT'D ON PAGE 87

Value Series Exit Devices

| Request to Exit Switching for High Current (EXV) - Available on All VS Devices | | Price Add \$273 |
|--|--|------------------------|
| Standard Package Includes: - 3-Amp Switch monitors pushpad - Hex Dogging (HD) standard or Less Dogging (LD - NOTE: Fire Rated devices come LD only) - Flexible 3' Conduit Loop and Endcap Connector | | |
| Options | | |
| FC10 - 10' Flexible Conduit and fittings | | Add \$94 |
| PT-5 - Power Transfer | | Add \$185 |
| EW8-626 - Electric Hinge | | Add \$444 |
| CD - Cylinder Dogging | | N/C |
| LD - Less Dogging | | N/C |
| 2 - Includes 2 High Current Switches (EXV2) | | Add \$300 |

| Weatherized Request to Exit Switching for High Current (EXV W) - Available on All VS Devices | | Price Add \$342 |
|--|--|------------------------|
| Standard Package Includes: - Weatherized 3-Amp Switch monitors pushpad - Cylinder Dogging (CD) standard or Less Dogging (LD - NOTE: Fire Rated devices come LD only) - Pushpad signage "Push To Exit Alarm Will Sound" - Weatherized flexible 3' Conduit Loop and Endcap Connector | | |
| Options | | |
| FC10W - Weatherized 10' Flexible Conduit and fittings | | Add \$98 |
| CD - Cylinder Dogging | | N/C |
| LD - Less Dogging | | N/C |
| 2 - Includes 2 High Current Switches (EXV W2) | | Add \$300 |

| Model | 628 Base Price | EB | EB W | ED | EE | EA | EI | ER EX | ER EX W | ES | EX | EX W | EXV | EXV W |
|---|----------------------|-------|-------|-------|---------|-------|-------|---------|---------|-------|-------|-------|-------|-------|
| | | \$207 | \$594 | \$590 | \$1,891 | \$433 | \$227 | \$1,273 | \$2,036 | \$193 | \$174 | \$246 | \$273 | \$342 |
| V40 Rim (device only) | \$514 | 721 | 1,108 | 1,104 | 2,405 | 947 | 741 | 1,787 | 2,550 | 707 | 688 | 760 | 787 | 856 |
| V4001P (cover plate) | \$624 | 831 | 1,218 | 1,214 | 2,515 | 1,057 | 851 | 1,897 | 2,660 | 817 | 798 | 870 | 897 | 966 |
| V4001PN (cover plate) | \$624 | 831 | 1,218 | 1,214 | 2,515 | 1,057 | 851 | 1,897 | 2,660 | 817 | 798 | 870 | 897 | 966 |
| V4002A (dummy pull) | \$638 | 845 | 1,232 | 1,228 | 2,529 | 1,071 | 865 | 1,911 | 2,674 | 831 | 812 | 884 | 911 | 980 |
| V4002AN (dummy pull) | \$638 | 845 | 1,232 | 1,228 | 2,529 | 1,071 | 865 | 1,911 | 2,674 | 831 | 812 | 884 | 911 | 980 |
| V4002WP (dummy wire pull) | \$790 | 997 | 1,384 | 1,380 | 2,681 | 1,223 | 1,017 | 2,063 | 2,826 | 983 | 964 | 1,036 | 1,063 | 1,132 |
| V4003P (key retracts latch pull) | \$624 | 831 | 1,218 | 1,214 | 2,515 | 1,057 | 851 | 1,897 | 2,660 | 817 | 798 | 870 | 897 | 966 |
| V4003PN (key retracts latch pull) | \$624 | 831 | 1,218 | 1,214 | 2,515 | 1,057 | 851 | 1,897 | 2,660 | 817 | 798 | 870 | 897 | 966 |
| V4003WS (key retracts latch) | \$707 | 914 | 1,301 | 1,297 | 2,598 | 1,140 | 934 | 1,980 | 2,743 | 900 | 881 | 953 | 980 | 1,049 |
| V4003A (key retracts latch pull) | \$638 | 845 | 1,232 | 1,228 | 2,529 | 1,071 | 865 | 1,911 | 2,674 | 831 | 812 | 884 | 911 | 980 |
| V4003AN (key retracts latch pull) | \$638 | 845 | 1,232 | 1,228 | 2,529 | 1,071 | 865 | 1,911 | 2,674 | 831 | 812 | 884 | 911 | 980 |
| V4002BN (dummy lever) | \$857 | 1,064 | 1,451 | 1,447 | 2,748 | 1,290 | 1,084 | 2,130 | 2,893 | 1,050 | 1,031 | 1,103 | 1,130 | 1,199 |
| V4002D2W (dummy lever) | \$1,010 | 1,217 | 1,604 | 1,600 | 2,901 | 1,443 | 1,237 | 2,283 | 3,046 | 1,203 | 1,184 | 1,256 | 1,283 | 1,352 |
| V4008BN (key locks/unlocks lever) | \$857 | 1,064 | 1,451 | 1,447 | 2,748 | 1,290 | 1,084 | 2,130 | 2,893 | 1,050 | 1,031 | 1,103 | 1,130 | 1,199 |
| V4008D2W (key locks/unlocks lever) | \$1,105 | 1,312 | 1,699 | 1,695 | 2,996 | 1,538 | 1,332 | 2,378 | 3,141 | 1,298 | 1,279 | 1,351 | 1,378 | 1,447 |
| V4009BN (lever active by key; locked when key removed) | \$857 | 1,064 | 1,451 | 1,447 | 2,748 | 1,290 | 1,084 | 2,130 | 2,893 | 1,050 | 1,031 | 1,103 | 1,130 | 1,199 |
| V4009D2W (lever active by key; locked when key removed) | \$1,105 | 1,312 | 1,699 | 1,695 | 2,996 | 1,538 | 1,332 | 2,378 | 3,141 | 1,298 | 1,279 | 1,351 | 1,378 | 1,447 |
| V4014BN (lever always active) | \$857 | 1,064 | 1,451 | 1,447 | 2,748 | 1,290 | 1,084 | 2,130 | 2,893 | 1,050 | 1,031 | 1,103 | 1,130 | 1,199 |
| V4014D2W (lever always active) | \$1,105 | 1,312 | 1,699 | 1,695 | 2,996 | 1,538 | 1,332 | 2,378 | 3,141 | 1,298 | 1,279 | 1,351 | 1,378 | 1,447 |
| V40EU2W (electric lock/unlock) | \$1,791 | 1,998 | 2,385 | 2,381 | 3,682 | 2,224 | 2,018 | 3,064 | 3,827 | 1,984 | 1,965 | 2,037 | 2,064 | 2,133 |

| | | | | | | | | | | | | | | |
|--|-------|-------|-------|-------|-------|-------|-------|-------|-------|-------|-------|-------|-------|-------|
| V40xNS Narrow Stile Rim (device only) | \$566 | 773 | 1,160 | 1,156 | 2,457 | 999 | 793 | 1,839 | 2,602 | 759 | 740 | 812 | 839 | 908 |
| V4001PNxNS (cover plate) | \$676 | 883 | 1,270 | 1,266 | 2,567 | 1,109 | 903 | 1,949 | 2,712 | 869 | 850 | 922 | 949 | 1,018 |
| V4002ANxNS (dummy pull) | \$690 | 897 | 1,284 | 1,280 | 2,581 | 1,123 | 917 | 1,963 | 2,726 | 883 | 864 | 936 | 963 | 1,032 |
| V4002WPxNS (dummy wire pull) | \$842 | 1,049 | 1,436 | 1,432 | 2,733 | 1,275 | 1,069 | 2,115 | 2,878 | 1,035 | 1,016 | 1,088 | 1,115 | 1,184 |
| V4003PNxNS (key retracts latch pull) | \$676 | 883 | 1,270 | 1,266 | 2,567 | 1,109 | 903 | 1,949 | 2,712 | 869 | 850 | 922 | 949 | 1,018 |
| V4003WSxNS (key retracts latch pull) | \$759 | 966 | 1,353 | 1,349 | 2,650 | 1,192 | 986 | 2,032 | 2,795 | 952 | 933 | 1,005 | 1,032 | 1,101 |
| V4003ANxNS (key retracts latch pull) | \$690 | 897 | 1,284 | 1,280 | 2,581 | 1,123 | 917 | 1,963 | 2,726 | 883 | 864 | 936 | 963 | 1,032 |
| V4002BNxNS (dummy lever) | \$909 | 1,116 | 1,503 | 1,499 | 2,800 | 1,342 | 1,136 | 2,182 | 2,945 | 1,102 | 1,083 | 1,155 | 1,182 | 1,251 |
| V4008BNxNS (key locks/unlocks lever) | \$909 | 1,116 | 1,503 | 1,499 | 2,800 | 1,342 | 1,136 | 2,182 | 2,945 | 1,102 | 1,083 | 1,155 | 1,182 | 1,251 |
| V4009BNxNS lever active by key; locked when key removed) | \$909 | 1,116 | 1,503 | 1,499 | 2,800 | 1,342 | 1,136 | 2,182 | 2,945 | 1,102 | 1,083 | 1,155 | 1,182 | 1,251 |
| V4014BNxNS (lever always active) | \$909 | 1,116 | 1,503 | 1,499 | 2,800 | 1,342 | 1,136 | 2,182 | 2,945 | 1,102 | 1,083 | 1,155 | 1,182 | 1,251 |

EASY PRICE REFERENCE CHART CONT'D ON PAGE 89

Value Series Exit Devices

| Model | 628 | | | | | | | | | | | | | | |
|--|------------|-------|-------|-------|---------|-------|-------|---------|---------|-------|-------|-------|-------|-------|--|
| | Base Price | EB | EB W | ED | EE | EA | EI | ER EX | ER EX W | ES | EX | EX W | EXV | EXV W | |
| | | \$207 | \$594 | \$590 | \$1,891 | \$433 | \$227 | \$1,273 | \$2,036 | \$193 | \$174 | \$246 | \$273 | \$342 | |
| V50/V51 Surface Vertical Rod (device only) | \$1,071 | 1,278 | 1,665 | N/A | 2,962 | 1,504 | N/A | 2,344 | 3,107 | N/A | 1,245 | N/A | 1,344 | 1,413 | |
| V5001P (cover plate) | \$1,181 | 1,388 | 1,775 | N/A | 3,072 | 1,614 | N/A | 2,454 | 3,217 | N/A | 1,355 | N/A | 1,454 | 1,523 | |
| V5001PN (cover plate) | \$1,181 | 1,388 | 1,775 | N/A | 3,072 | 1,614 | N/A | 2,454 | 3,217 | N/A | 1,355 | N/A | 1,454 | 1,523 | |
| V5002A (dummy pull) | \$1,195 | 1,402 | 1,789 | N/A | 3,086 | 1,628 | N/A | 2,468 | 3,231 | N/A | 1,369 | N/A | 1,468 | 1,537 | |
| V5002AN (dummy pull) | \$1,195 | 1,402 | 1,789 | N/A | 3,086 | 1,628 | N/A | 2,468 | 3,231 | N/A | 1,369 | N/A | 1,468 | 1,537 | |
| V5002WP (dummy wire pull) | \$1,347 | 1,554 | 1,941 | N/A | 3,238 | 1,780 | N/A | 2,620 | 3,383 | N/A | 1,521 | N/A | 1,620 | 1,689 | |
| V5003P (key retracts latch pull) | \$1,181 | 1,388 | 1,775 | N/A | 3,072 | 1,614 | N/A | 2,454 | 3,217 | N/A | 1,355 | N/A | 1,454 | 1,523 | |
| V5003PN (key retracts latch pull) | \$1,181 | 1,388 | 1,775 | N/A | 3,072 | 1,614 | N/A | 2,454 | 3,217 | N/A | 1,355 | N/A | 1,454 | 1,523 | |
| V5003WS (key retracts latch pull) | \$1,264 | 1,471 | 1,858 | N/A | 3,155 | 1,697 | N/A | 2,537 | 3,300 | N/A | 1,438 | N/A | 1,537 | 1,606 | |
| V5003A (key retracts latch pull) | \$1,195 | 1,402 | 1,789 | N/A | 3,086 | 1,628 | N/A | 2,468 | 3,231 | N/A | 1,369 | N/A | 1,468 | 1,537 | |
| V5003AN (key retracts latch pull) | \$1,195 | 1,402 | 1,789 | N/A | 3,086 | 1,628 | N/A | 2,468 | 3,231 | N/A | 1,369 | N/A | 1,468 | 1,537 | |
| V5002BN (dummy lever) | \$1,414 | 1,621 | 2,008 | N/A | 3,305 | 1,847 | N/A | 2,687 | 3,450 | N/A | 1,588 | N/A | 1,687 | 1,756 | |
| V5002D2W (dummy lever) | \$1,567 | 1,774 | 2,161 | N/A | 3,458 | 2,000 | N/A | 2,840 | 3,603 | N/A | 1,741 | N/A | 1,840 | 1,909 | |
| V5008BN (key locks/unlocks lever) | \$1,414 | 1,621 | 2,008 | N/A | 3,305 | 1,847 | N/A | 2,687 | 3,450 | N/A | 1,588 | N/A | 1,687 | 1,756 | |
| V5008D2W (key locks/unlocks lever) | \$1,662 | 1,869 | 2,256 | N/A | 3,553 | 2,095 | N/A | 2,935 | 3,698 | N/A | 1,836 | N/A | 1,935 | 2,004 | |
| V5009BN (lever active by key; locked when key removed) | \$1,414 | 1,621 | 2,008 | N/A | 3,305 | 1,847 | N/A | 2,687 | 3,450 | N/A | 1,588 | N/A | 1,687 | 1,756 | |
| V5009D2W (lever active by key; locked when key removed) | \$1,662 | 1,869 | 2,256 | N/A | 3,553 | 2,095 | N/A | 2,935 | 3,698 | N/A | 1,836 | N/A | 1,935 | 2,004 | |
| V5014BN (lever always active) | \$1,414 | 1,621 | 2,008 | N/A | 3,305 | 1,847 | N/A | 2,687 | 3,450 | N/A | 1,588 | N/A | 1,687 | 1,756 | |
| V5014D2W (lever always active) | \$1,662 | 1,869 | 2,256 | N/A | 3,553 | 2,095 | N/A | 2,935 | 3,698 | N/A | 1,836 | N/A | 1,935 | 2,004 | |
| V50EU2W (electric lock/unlock) | \$2,348 | 2,555 | 2,942 | N/A | 4,239 | 2,781 | N/A | 3,621 | 4,384 | N/A | 2,522 | N/A | 2,621 | 2,690 | |
| V50xNS/V51xNS Narrow Stile Surface Vertical Rod (device only) | \$1,123 | 1,330 | 1,717 | N/A | 3,014 | 1,556 | N/A | 2,396 | 3,159 | N/A | 1,297 | N/A | 1,396 | 1,465 | |
| V5001PNxNS (cover plate) | \$1,233 | 1,440 | 1,827 | N/A | 3,124 | 1,666 | N/A | 2,506 | 3,269 | N/A | 1,407 | N/A | 1,506 | 1,575 | |
| V5002ANxNS (dummy pull) | \$1,247 | 1,454 | 1,841 | N/A | 3,138 | 1,680 | N/A | 2,520 | 3,283 | N/A | 1,421 | N/A | 1,520 | 1,589 | |
| V5002WPxNS (dummy wire pull) | \$1,399 | 1,606 | 1,993 | N/A | 3,290 | 1,832 | N/A | 2,672 | 3,435 | N/A | 1,573 | N/A | 1,672 | 1,741 | |
| V5003PNxNS (key retracts latch pull) | \$1,233 | 1,440 | 1,827 | N/A | 3,124 | 1,666 | N/A | 2,506 | 3,269 | N/A | 1,407 | N/A | 1,506 | 1,575 | |
| V5003WSxNS (key retracts latch pull) | \$1,316 | 1,523 | 1,910 | N/A | 3,207 | 1,749 | N/A | 2,589 | 3,352 | N/A | 1,490 | N/A | 1,589 | 1,658 | |
| V5003ANxNS (dummy pull) | \$1,247 | 1,454 | 1,841 | N/A | 3,138 | 1,680 | N/A | 2,520 | 3,283 | N/A | 1,421 | N/A | 1,520 | 1,589 | |
| V5002BNxNS (dummy lever) | \$1,466 | 1,673 | 2,060 | N/A | 3,357 | 1,899 | N/A | 2,739 | 3,502 | N/A | 1,640 | N/A | 1,739 | 1,808 | |
| V5008BNxNS (key locks/unlocks lever) | \$1,466 | 1,673 | 2,060 | N/A | 3,357 | 1,899 | N/A | 2,739 | 3,502 | N/A | 1,640 | N/A | 1,739 | 1,808 | |
| V5009BNxNS (lever active by key; locked when key removed) | \$1,466 | 1,673 | 2,060 | N/A | 3,357 | 1,899 | N/A | 2,739 | 3,502 | N/A | 1,640 | N/A | 1,739 | 1,808 | |
| V5014BNxNS (lever always active) | \$1,466 | 1,673 | 2,060 | N/A | 3,357 | 1,899 | N/A | 2,739 | 3,502 | N/A | 1,640 | N/A | 1,739 | 1,808 | |

| Electric Slide-In Filler Kits (For Service & Repair Parts - Contact Factory) | | | Price |
|---|--|--|--------------------------------------|
| SIFV-EB | Exit Alarm 9VDC (Battery Powered) Includes pushpad monitoring | SIFV-EB-36" SIFV-EB-48" | \$277 \$288 |
| SIFV-EB-W | Weatherized Exit Alarm 9VDC (Battery Powered) Includes pushpad monitoring, remote signal & remote bypass | SIFV-EB-W-36" SIFV-EB-W-48" | \$730 \$745 |
| SIFV-EA | Exit Alarm 12VAC - 24VAC (Hardwired) Includes pushpad monitoring, remote signal & remote bypass | SIFV-EA-36" SIFV-EA-48" | \$500 \$512 |
| SIFV-EX | Request to Exit Switching Includes pushpad monitoring Specify Cylinder Dogging (CD), Less Dogging (LD) or Hex Dogging (HD) | SIFV-EX-36" SIFV-EX-48" | \$200 \$216 |
| SIFV-EX-W | Weatherized Request to Exit Switching Includes weatherized pushpad monitoring Specify Cylinder Dogging (CD), Less Dogging (LD) or Hex Dogging (HD) | SIFV-EX-W-36" SIFV-EX-W-48" | \$271 \$286 |
| HD-CD-LD Slide-In Filler Kits | | | |
| SIFV-LD | Less Dogging Slide-In Filler Kit | SIFV-LD-36" SIFV-LD-48" | \$24 \$30 |
| SIFV-HD | Hex Key Dogging Slide-In Filler Kit | SIFV-HD-36" SIFV-HD-48" | \$60 \$60 |
| SIFV-CD | Cylinder Dogging Slide-In Filler Kit | SIFV-CD-36" SIFV-CD-48" | \$60 \$60 |
| Cylinders | | (NOT Factory Installed in device) | (Factory Installed in device) |
| MC65 | Mortise Cylinder, Schlage "C" Keyway, 1-1/8" 6-pin, Keyed 5-pin - Specify Finish | \$40 | \$80 |
| IC7 | 7-pin SFIC Mortise Cylinder Housing (Core not included) | \$40 | \$80 |
| IC7R | 7-pin SFIC Rim Cylinder Housing (Core not included) | \$40 | \$80 |
| RC65 | Rim Cylinder, Schlage "C" Keyway, 6-pin, Keyed 5-pin (Also known as ECL-445K) - Specify Finish | \$40 | \$80 |
| Cylinder Collars and Accessories | Finishes: | 606, 612, 626, 630 | 605, 613, 629, 693, 695 |
| CCL | Cylinder Collar, Long 11/16" - Specify Finish | \$42 | \$56 |
| CCS | Cylinder Collar, Short 7/16" - Specify Finish | \$39 | \$58 |
| CBK | Cylinder Bracket Kit (for rim cylinder used with other manufacturer's trim) | | (no finish) \$39 |
| Shaft Extension | | | |
| SE-2 | Shaft Extension Kit for Lever Trims for 2 - 2-1/2" thick door | | \$72 |
| SE-25 | Shaft Extension Kit for Lever Trims for 2-1/8 - 2-5/8" thick door | | \$72 |
| SE-3 | Shaft Extension Kit for Lever Trims for 2-5/8 - 3-1/8" thick door | | \$114 |
| SE-35 | Shaft Extension Kit for Lever Trims for 3-1/8 - 3-5/8" thick door | | \$114 |
| SE-4 | Shaft Extension Kit for Lever Trims for 3-5/8 - 4-1/4" thick door | | \$114 |
| SE-65 | Shaft Extension Kit for Lever Trims for 6 - 6-5/8" thick door | | \$114 |

PARTS/ACCESSORIES CONT'D ON PAGE 91

Value Series Exit Devices

| Strike Kits | | Price |
|--|---|-------|
| 94 | Double Door Strike Kit with Tamper Resistant and Standard Fasteners (for V40 Series Devices) (no security driver required) | \$74 |
| 96 | Surface Non-Roller Strike (for V50/V51 Series Devices) | \$39 |
| 96B | Dustproof Strike (for V50 Series Devices) | \$56 |
| 98 | Semi-Mortise Strike (for V40 Series Devices) | \$56 |
| 99 | Surface Strike (for V40 Series Devices) | \$46 |
| SHK1 | Strike Hook Kit (1 per package) | \$22 |
| Hex Dogging Key | | |
| HDK | Hex Dogging Key | \$8 |
| Mounting Accessories | | |
| NSK | Narrow Stile Door Kit (Can work for V40 and V50) Converts Standard Value Series Device to fit 2" stile - Specify Device Finish: 628 or 711 | \$111 |
| NSK-SVR | Narrow Stile Door Kit For Surface Vertical Rods (Only works for V50) Converts Standard Value Series Device to fit 2" stile - Specify Device Finish: 628 or 711 | \$55 |
| SN1 | Sex Nut Kit 1/4"-20 (2 per pkg) - Specify Finish: 606, 613, 630 | \$21 |
| SSK3 | Torx® Security Screw Kit for Value Series - Includes security tip driver and tamper resistant fasteners | \$50 |
| Glass Bead Kit | | |
| GB5 | Glass Bead Kit - V50 Series (Used as 1/4" shim for flush doors with light kit moldings) | \$394 |
| GB15 | Glass Bead Kit - V40 Series (Used as 1/4" shim for flush doors with light kit moldings) | \$88 |
| Flexible Conduit Loop Kits, Armored Cable Kits and Power Transfers | | |
| FC3 | Flex Conduit Kit includes 3' conduit and fittings | \$50 |
| FC10 | Flex Conduit Kit includes 10' conduit and fittings | \$94 |
| FC3W | Weatherized Flex Conduit Kit includes 3' conduit, fittings and waterproof wire nuts | \$82 |
| FC10W | Weatherized Flex Conduit Kit includes 10' conduit, fittings and waterproof wire nuts | \$98 |
| AL18 | Surface Mount Flex Armor Loop, Aluminum Finish, 18" - Mounted to door and wall | \$94 |
| JB-R | Junction Box with Relay | \$418 |
| PT-5 | Power Transfer | \$185 |
| EWH8-626 | Electric Hinge | \$444 |

PARTS/ACCESSORIES CONT'D ON PAGE 92

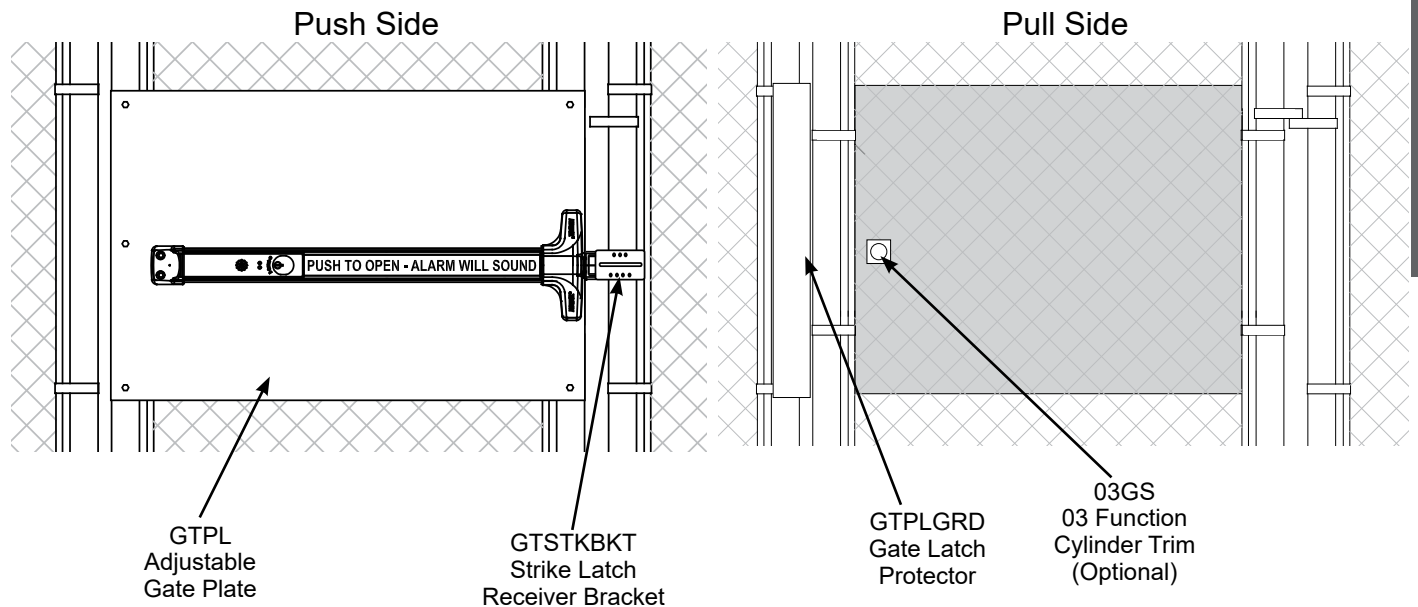
| Delayed Egress Peel and Stick Door Signage Chart | | PUSH UNTIL ALARM SOUNDS DOOR CAN BE OPENED IN 15 SECONDS | Price |
|--|---|---|--------------|
| PUSH UNTIL ALARM SOUNDS - DOOR CAN BE OPENED IN XX SECONDS | | | |
| ECL-395 | English - 15 Second - Red (Standard) | | \$18 |
| ECL-395-1 | English - 30 Second - Red | | \$18 |
| ECL-395-2 | French/Canadian - 15 Second - Red | | \$18 |
| ECL-395-3 | French/Canadian - 30 Second - Red | | \$18 |
| ECL-395-4 | Spanish - 15 Second - Red | | \$18 |
| ECL-395-5 | Spanish - 30 Second - Red | | \$18 |
| ECL-395-6 | French - 15 Second - Green | | \$18 |
| ECL-395-7 | French - 30 Second - Green | | \$18 |
| ECL-395-8 | German - 15 Second - Green | | \$18 |
| ECL-395-9 | German - 30 Second - Green | | \$18 |
| ECL-395-10 | Chinese - 15 Second - Red | | \$18 |
| ECL-395-11 | Chinese - 30 Second - Red | | \$18 |
| ECL-395-12 | English European - 15 Second - Red | | \$18 |
| ECL-395-13 | English European - 30 Second - Red | | \$18 |
| Peel & Stick Door Sign | | PUSH TO OPEN ALARM WILL SOUND | |
| PUSH TO OPEN - ALARM WILL SOUND | | | |
| 101802-1 | English - Green | | \$20 |
| 101802-2 | French - Green | | \$20 |
| 101802-3 | German - Green | | \$20 |
| 101802-4 | Chinese - Red | | \$20 |
| 101802-5 | Spanish - Red | | \$20 |
| 101802-6 | French/Canadian - Red | | \$20 |
| Optional Value Series Pushpad Signage Chart | | <i>PUSH TO OPEN-ALARM WILL SOUND</i> | |
| PUSH TO OPEN - ALARM WILL SOUND | | 36" | 48" |
| 105417-1 | Pushpad wrap kit - 3-foot Red, white lettering | \$22 | |
| 105417-2 | Pushpad wrap kit - 4-foot Red, white lettering | | \$22 |
| 105417-3 | Pushpad wrap kit - 3-foot Black, no lettering | \$22 | |
| 105417-4 | Pushpad wrap kit - 4-foot Black, no lettering | | \$22 |
| For Other Languages, Contact Factory | | | |
| Delayed Egress Outdoor Signage Chart | | PUSH UNTIL ALARM SOUNDS DOOR CAN BE OPENED IN 15 SECONDS | |
| PUSH UNTIL ALARM SOUNDS - DOOR CAN BE OPENED IN 15 SECONDS | | | |
| 101906 | English - 15 Second (Metal Sign - Non-Adhesive) | | \$102 |
| 101906-1 | English - 30 Second (Metal Sign - Non-Adhesive) | | \$102 |

PARTS/ACCESSORIES CONT'D ON PAGE 93

| MODEL NO. | DESCRIPTION | PRICE |
|-----------|--|---------|
| GTPLKIT | Gate Plate Kit - Includes Gate Latch Protector (GTPLGRD), Strike Latch Receiver Bracket (GTSTKBKT), Adjustable Gate Plate (GTPL) | \$1,006 |

| MODEL NO. | DESCRIPTION | PRICE |
|-----------|---|-------|
| GTPL | Adjustable Gate Plate - Fits Single Gates 32" - 52" wide Fits square or round gate frames Plate comes without mounting holes for device | \$727 |
| GTSTKBKT | Strike Latch Receiver Bracket | \$291 |
| GTPLGRD | Gate Latch Protector | \$153 |
| 03GS | Optional 03 function cylinder trim used on gates (Rim Cylinder sold separately) | \$147 |
| 08GS | Spacer for Wide Lever Trim | \$158 |
| 08GSN | Spacer for Narrow Lever Trim | \$158 |

All above parts available in black (specify BLK) and gray (std.) finish





EXIT DEVICE SOLD SEPARATELY

For more information, see Value Series weatherized exit devices

THIS PAGE LEFT INTENTIONALLY BLANK

THIS PAGE LEFT INTENTIONALLY BLANK


POWER SUPPLIES

| | MODEL NO. | DESCRIPTION | PRICE |
|---|----------------------|---|----------------------------|
|  | 90-800 | 120VAC/24VDC Power Supply - 1.0A continuous Can be used with ED, EE, EM products | \$740 |
| | 90-800IN 90-800LT | Optional - 240VAC Input Less Transformer | Add \$115 Subtract \$25 |
|  | 80-800* | 12 or 24VDC Power Supply - 1.0A continuous Can be used with ED, EE, EM products NOTE: Battery Charging Circuit included on all above (Battery sold separately) | \$904 |
| | x220 M12 | Optional - 220VAC Input 12-Volt Module | Add \$129 Add \$185 |

* Cover lock and keys sold separately - See Series 800 Accessories (p. 99) to order.

POWER SUPPLY CONTROLLERS


For use with Latch Retraction (ER)

| | MODEL NO. | DESCRIPTION | PRICE |
|---|-------------|---|------------------------|
|  | 81-800* | Controller and Power Supply - 1.0A continuous Powers and controls ER device for 1 door with signal output for 1 operator | \$1,344 |
| | 82-800* | Controller and Power Supply - 2.0A continuous Powers and controls ER device for 1 pair of doors with signal output for 1 operator | \$1,520 |
| | 83-800* | Controller and Power Supply - 2.0A continuous Powers and controls ER device for 2 independent doors with signal output for 2 operators NOTE: Battery Charging Circuit included on all above (Battery sold separately) | \$1,867 |
| | x220 M12 | Optional - 220VAC Input 12-Volt Module | Add \$129 Add \$195 |

* Cover lock and keys sold separately - See Series 800 Accessories (p. 99) to order.

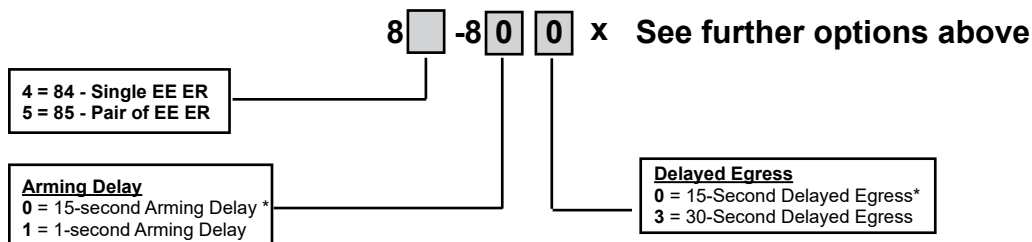
POWER SUPPLY CONTROLLERS

For use with Advantex Delayed Egress With Latch Retraction (EExER)

| | MODEL NO. | DESCRIPTION | PRICE |
|--|-----------|--|---------|
|  84-800 or 85-800 Remote Indicating Unit (RIU) Also includes wire harness with wiring | 84-800 | Controller and Power Supply with Remote Indicating Unit - 1.0A continuous - Powers and controls EE ER device for 1 door with signal output for 1 operator | \$2,870 |
| | 85-800 | Controller and Power Supply with Remote Indicating Unit - Controller and Power Supply - 2.0A continuous Powers and controls EE ER device for 1 pair of doors with signal output for 1 operator | \$3,653 |
| <p>* Standard defaults include: 15-second Arming, 15-second Delayed Egress, English Signage (RWE), 3-chirp Arming, Door Signal Module (DSM), Gray Remote Indicating Unit (RIU), Surface mounting, Dummy Plug (not installed), Rearm using key or access control (Powers 2 EE ER Exit Devices - for 85-800 units only)</p> | | | |









CONFIGURABLE OPTIONS - 84-800 / 85-800

| MODEL NO. | DESCRIPTION | PRICE |
|---|---|-----------|
| 8X-810 | 1-second Arming | N/C |
| 8X-803 | 30-second Delayed Egress | N/C |
| SA | Silent Arming | Add \$205 |
| M12 | 12VDC Module (Replaces DSM when ordering 85-800) | Add \$195 |
| BLK | Black Remote Indicating Unit (RIU) | N/C |
| F | Flush Mounting | N/C |
| MC65 | Mortise cylinder (Installed) | Add \$80 |
| IC7 | Interchangeable core housing (Installed) | Add \$80 |
| KS | Keystop | Add \$8 |
| SSK | Security Screws for RIU | Add \$37 |
| RKO | Rearm using Key only | Add \$226 |
| ER | Powers (1) EE ER and (1) ER Exit Device (for 85-800 units only) | Add \$226 |
| EE | Powers (1) EE ER and (1) EE Exit Device (for 85-800 units only) | Add \$226 |
| Signage - Other languages available - contact factory | | |



* Standard default

LOGIC CONTROLLERS

|  | MODEL NO. | DESCRIPTION | PRICE |
|---|------------|---|-----------|
| | 10-800* | Series 800 Controller - Stand-Alone 120VAC/24VDC System contains back box, transformer and Series 800 electronics | \$1,957 |
|  | 11-800* | Series 800 Controller - Stand-Alone 120VAC/24VDC System contains back box, upper back pan and flip-up insert, 24-point terminal strip, transformer and Series 800 electronics | \$2,218 |
| | 60-2RMF | Relay board (2) DPDT, 24VDC output relays, sequence or independent, wet or dry, field selectable - Includes 12VDC@150mA output tap. Used with Series 800 logic controllers, offers an integration solution to multi controls and single-point terminations. | Add \$555 |
| | 12-800 | Series 800 Controller - Stand-Alone 120VAC/24VDC System contains back box, upper back pan and flip-up insert, 24-point terminal strip, transformer and Series 800 electronics Prewired at factory and labeled with connections for use in delayed egress applications (single or pairs) No Delayed Egress (Specify 12-800) 15 second Delayed Egress with Remote Bypass (for 10 EX W) (Specify DE1) 15 second Delayed Egress (for V40 EX W) (Specify DE2) 15 second Delayed Egress with Remote Bypass (for 10 ER EX) (Specify DE3) 15 second Delayed Egress without Maglock (for WDE EasyKit) (Specify DE5) | \$2,320 |
|  | 106595-1 | For use on Single or Pairs of Delayed Egress System doors with weatherized controlled egress exit devices, labeled for use outdoor (106595-1 is supplied inside NEMA 4X enclosure and can be installed outdoors – attach conduit to bottom of NEMA 4X enclosure) | \$3,934 |
|  | 30-800* | Series 800 Controller - 120VAC/24VDC Surface Box - Zinc Plated System contains back box w/metal stand-off, lid and Series 800 electronics. Requires low-voltage remote source of power | \$1,512 |
|  | 31-800 | Series 800 Controller - 120VAC/24VDC Flat Mount Plate Requires low-voltage remote source of power | \$1,566 |
|  | 40-800* | Series 800 Controller - 120VAC/24VDC Surface Box - Black System contains back box, upper back pan and flip-up insert with Series 800 electronics. Requires low-voltage remote source of power | \$1,695 |
|  | 41-800* ** | Series 800 Controller - 120VAC/24VDC Surface Box - Black Without Flip-up insert unit. Requires low-voltage remote source of power | \$1,644 |
|  | 50-800 | Circuit Board - 24VAC/24VDC - Comes with 5 stand-offs, requires non-conductive support studs for proper installation | \$1,644 |

*Cover lock and keys not included - See Controller & Power Supply Accessories (p. 99) to order lock

** This application is generally used for integrated applications that require additional splice chamber room or for the pass-through of cable, wire or circuit boards associated with low voltage systems. Preparation of upper back pan and flip-up portion of insert to suit other manufacturers components is available. For custom applications, please call for quotation.


CONTROLLER OPTIONS

| MODEL NO. | DESCRIPTION | PRICE |
|-----------|---|---------------|
| LT | Less Transformer Available for all Logic Controllers | Subtract \$50 |

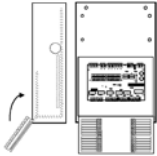
CONTROLLER & POWER SUPPLY OPTIONS

| MODEL NO. | DESCRIPTION | PRICE |
|-----------|--|-----------|
| L | Cover Lock with 2 Keys | Add \$50 |
| T | Tamper Proof Sensor | Add \$50 |
| TL | Tamper Proof Sensor and Cover Lock with 2 Keys | Add \$100 |
| K1 | Relay | Add \$33 |

POWER SUPPLY ACCESSORIES

| | MODEL NO. | DESCRIPTION | PRICE |
|---|-----------|---|-----------|
|  | 70-12B | Battery 12VDC 4AH | \$136 |
| | 70-24B | Battery 24VDC 4AH 2 batteries provided Includes linking cable (Battery Box not Included) | \$256 |
| | M12 | 12 Volt Module | Add \$195 |
| Signage sold separately - See ECL-395 (p. 92) and EA-561 (p. 127) | | | |

CONTROLLER ACCESSORIES

| | MODEL NO. | DESCRIPTION | PRICE |
|---|---|--|-------|
|  | 60-06 | Folding Insert Tray Add this to 10-800 Controller to provide space for digital timer or door call module | \$254 |
| | Signage sold separately - See ECL-395 (p. 92) and EA-561 (p. 127) | | |

90 SERIES

Mullions

KEYED REMOVABLE MULLIONS

Removable Mullions

For use with Advantex®, Value Series®
& Other Rim Exit Devices

Rim Cylinder
Sold Separately

| Standard Mullions | PRICE |
|---|---------|
| 90KRx7 - Keyed Removable Mullion - 7-foot | \$983 |
| 90KRx8 - Keyed Removable Mullion - 8-foot | \$983 |
| 90KRx10 - Keyed Removable Mullion - 10-foot | \$1,112 |

| Fire Rated Mullions | PRICE |
|---|---------|
| F90KRx7 - Fire Rated Keyed Removable Mullion - 7-foot | \$1,112 |
| F90KRx8 - Fire Rated Keyed Removable Mullion - 8-foot | \$1,112 |

Shipped less rim cylinder - Rim Cylinder available at additional cost (see p. 124)



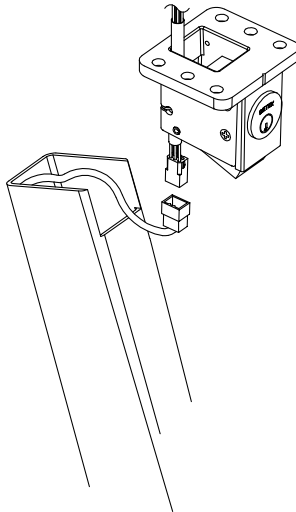
NOTE: Fire Rated Listing allows field location of strike. Detex Fire Rated Mullion can be strike-prepped in the field.

Detex Fire Rated Mullion can be used with other manufacturers' exit devices that are fire rated for pairs of doors with a mullion.

ELECTRIFIED KEYED REMOVABLE MULLIONS

| Electrified Mullions | PRICE |
|--|---------|
| 90KREx7 - Electrified Keyed Removable Mullion - 7-foot | \$1,197 |
| 90KREx8 - Electrified Keyed Removable Mullion - 8-foot | \$1,197 |
| 90KREx10 - Electrified Keyed Removable Mullion - 10-foot | \$1,291 |

Shipped less rim cylinder - Rim Cylinder available at additional cost (see p. 124)



90 SERIES

REMOVABLE MULLIONS

For use with Advantex®, Value Series®
& Other Rim Exit Devices



| Removable Mullions | PRICE |
|---|---------|
| 90Rx7 - Removable Mullion (Not Keyed) - 7-foot | \$912 |
| 90Rx8 - Removable Mullion (Not Keyed) - 8-foot | \$912 |
| (NOTE: Cylinder not required) | |
| Fire-Rated Removable Mullions | |
| F90Rx7 - Fire Rated Removable Mullion (Not Keyed) - 7-foot | \$989 |
| F90Rx8 - Fire Rated Removable Mullion (Not Keyed) - 8-foot | \$989 |
| (NOTE: Cylinder not required) | |
| Hurricane Rated Mullions | |
| H90Rx7 - Hurricane Rated Removable Mullion (Not Keyed) - 7-foot | \$1,291 |
| H90Rx8 - Hurricane Rated Removable Mullion (Not Keyed) - 8-foot | \$1,291 |
| (NOTE: Cylinder not required) | |
| Fire and Hurricane Rated Mullions | |
| FH90Rx7 - Fire and Hurricane Rated Removable Mullion (Not Keyed) - 7-foot | \$1,330 |
| FH90Rx8 - Fire and Hurricane Rated Removable Mullion (Not Keyed) - 8-foot | \$1,330 |
| (NOTE: Cylinder not required) | |

AO19 SERIES®

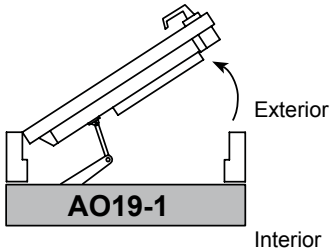
Automatic Operator

Select from list below and fax to 800-653-3839

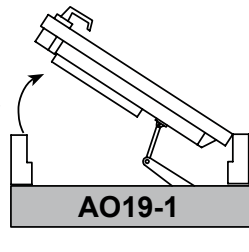
NOTE: Operator always mounted inside of building
Viewed from mounting side of door

- Single Door 39.5" Right Hand Push AL
 Qty _____ 45.5" Left Hand Push 11" + reveal BZ
 52" Pull Max reveal on a pull 2.5"

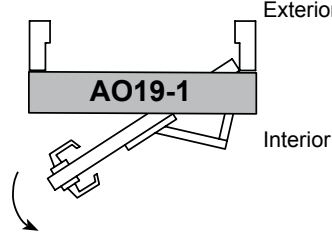
LH Push



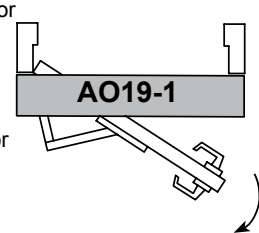
RH Push



LH Pull

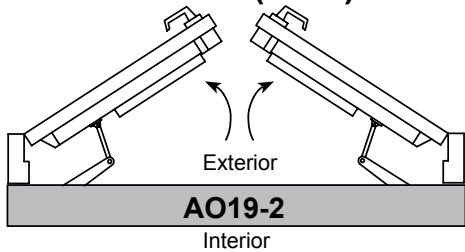


RH Pull

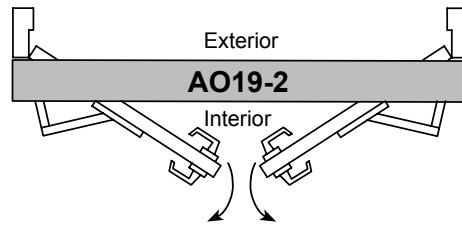


- Double Door (Twin) 75.5" Push AL Simultaneous
 Qty _____ 92" Push deep (11" reveal) BZ Independent
 100" Pull Max reveal on a pull 2.5"

Double Door (Twin) Push

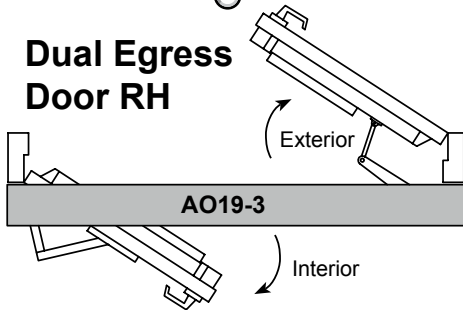


Double Door (Twin) Pull

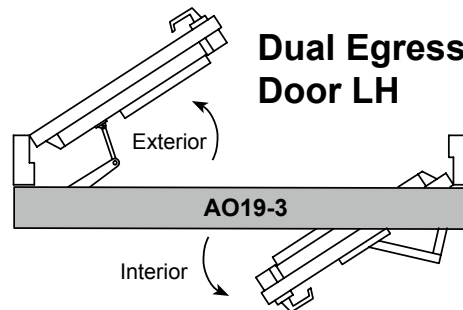


- Double Egress (Dual) Door 75.5" Right Hand AL Simultaneous
 Qty _____ 92" Left Hand BZ Independent
 100"

Dual Egress Door RH




Dual Egress Door LH



Distributor: _____ Date: _____
 Ph # _____ Email: _____ PO # _____
 Comments: _____
 Model # _____ x (length) _____ x (push/pull/dual) _____ x (AL/BZ) _____

Automatic Operators



| Model Number | Description | Finish | |
|--------------------------------|--|--|--|
| | | Clear (xAL) | Bronze (xBZ) |
| AO19-1xLH Push | Single Door Left Hand Push | \$4,847 | \$4,847 |
| AO19-1xRH Push | Single Door Right Hand Push | \$4,847 | \$4,847 |
| AO19-1xLH Pull | Single Door Left Hand Pull | \$4,847 | \$4,847 |
| AO19-1xRH Pull | Single Door Right Hand Pull | \$4,847 | \$4,847 |
| DEVICE COMES STANDARD WITH: | AL - Clear Finish 39.5" Device for 3-foot doors | FINISHES: AL - 204-Ri Clear Arch. Class II anodized coating, AA-M12C22A31 (Std.) BZ - 313-Ri Dark Bronze Arch. Class II anodized coating, AA-M12C22A32 | |
| OPTIONS | 45.5" Device for 42" doors 52" Device for 48" doors Custom lengths 26" to 52" Special lengths shorter than 26" Special lengths longer than 52" DEEP (Required on doors with reveals over 11") - push type only FLAT (Substitute Flat Arm, provides 1-3/4" of additional headroom at top of door) | | N/C N/C Add \$75 Contact Factory Contact Factory Add \$50 Add \$50 |



Automatic Operators



| Model Number | Description | Finish | |
|--------------------------------|--|--|--------------|
| | | Clear (xAL) | Bronze (xBZ) |
| AO19-2 Push | Double Door Push | \$9,154 | \$9,154 |
| AO19-2 Pull | Double Door Pull | \$9,154 | \$9,154 |
| DEVICE COMES STANDARD WITH: | AL - Clear Finish 75.5" Device for pairs of 3-foot doors | FINISHES: AL - 204-Ri Clear Arch. Class II anodized coating, AA-M12C22A31 (Std.) BZ - 313-Ri Dark Bronze Arch. Class II anodized coating, AA-M12C22A32 | |
| OPTIONS | 92" Device for pairs of 44" doors 100" Device for pairs of 48" doors Custom lengths 60" to 100" Special lengths shorter than 60" Special lengths longer than 100" DEEP (Required on doors with reveals over 11") - push type only FLAT (Substitute Flat Arm, provides 1-3/4" of additional headroom at top of door) Independent (Allows each door to operate independently) | N/C N/C Add \$75 Contact Factory Contact Factory Add \$100 Add \$100 Add \$50 | |




| Model Number | Description | Finish | |
|--------------------------------|--|--|--|
| | | Clear (xAL) | Bronze (xBZ) |
| AO19-3xRH | Double Egress Doors RH Push / RH Pull | \$9,154 | \$9,154 |
| AO19-3xLH | Double Egress Doors LH Push / LH Pull | \$9,154 | \$9,154 |
| DEVICE COMES STANDARD WITH: | AL - Clear Finish 75.5" Device for pairs of 3-foot doors | FINISHES: AL - 204-Ri Clear Arch. Class II anodized coating, AA-M12C22A31 (Std.) BZ - 313-Ri Dark Bronze Arch. Class II anodized coating, AA-M12C22A32 | |
| OPTIONS | 92" Device for pairs of 44" double egress doors 100" Device for pairs of 48" double egress doors Custom lengths 60" to 100" Special lengths shorter than 60" Special lengths longer than 100" DEEP (Required on doors with reveals over 11") - push type only FLAT (Substitute Flat Arm, provides 1-3/4" of additional headroom at top of door) Independent (Allows each door to operate independently) | | N/C N/C Add \$75 Contact Factory Contact Factory Add \$100 Add \$100 Add \$50 |

NOTES

Single Door Kits

| | Part No. | Description | Price |
|---|------------|---|-------|
|  | 104792-HSS | 4-1/2" Square Button Wireless Single Door Kit - Includes (2) 4-1/2" Square HSS-Detex Pushplate Switch (104755) (2) Wall-Mount Boxes / Transmitter (104753) (1) Multi-Mode Receiver (104752) | \$802 |
|  | 104791-2 | 4-1/2" Square Button Hardwired Single Door Kit - Includes (2) 4-1/2" Square HSS-Detex Pushplate Switch (104755) (2) 4-1/2" Square Low-Profile Mounting Box (104738-1020) | \$573 |




Jamb Mount Kits

| | Part Number | Qty. | Description | Price |
|---|-------------|----------|--|-------|
|  | 104741-HSS | 1 kit | Jamb Button Wireless Single Door Kit - Includes (2) Jamb Pushplate Switch (104739-HSS) (2) Jamb-Mount Box with Transmitter (104753-J) (1) Multi-Mode Receiver (104752) | \$802 |

For other pushplate switch options, see website

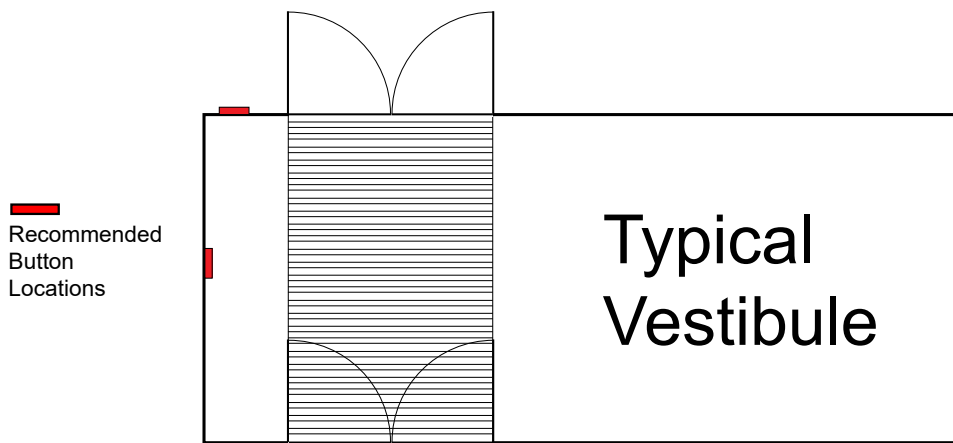
PARTS/ACCESSORIES CONT'D ON PAGE 108

Vestibule Door Kits

|  | Part Number | Qty. | Description | Price |
|---|-------------|----------|--|---------|
|  | 104786-HSS | 1 kit | 4-1/2" Square Button Wireless Vestibule Kit - Includes (2) 4-1/2" Square Pushplate Switch (104755-HSS) (2) Wall-Mount Box with Transmitter (104753) (1) Double Vestibule Pushplate Switch (104744-HSS) (1) Dual Vestibule Button Box / Transmitter (104753-V) (2) Multi-Mode Receiver (104752) | \$1,463 |
|  | 105388-HSS | 1 kit | 4-1/2" Square Button Wireless Vestibule Sequencing Kit - Includes (2) 4-1/2" Square Pushplate Switch (104755-HSS) (2) Wall-Mount Box/Sequencing Transmitter (104753-STX) (1) Double Vestibule Pushplate Switch (104744-HSS) (1) Dual Vestibule Button Box / Transmitter (104753-V) (2) Multi-Mode Receiver (104752) | \$1,624 |
| | 105387-HSS | 1 kit | 4-1/2" Square Button Wired Vestibule Kit - Includes (2) 4-1/2" Square Pushplate Switch (104755-HSS) (1) Double Vestibule Pushplate Switch (104744-HSS) (2) Low-Profile Mounting Box (104738-1020) (1) Dual Vestibule Button Box (104738-1015) | \$895 |



Automatic Operators

For other pushplate switch options, see website



PARTS/ACCESSORIES CONT'D ON PAGE 109

Touchless Kits

| | PART NO. | DESCRIPTION | PRICE |
|---|----------------|--|---------|
|  | NXG-KIT | 4-1/2" Square Touchless Button Wireless Single Door Kit - Includes (2) 4-1/2" Square Wireless Touchless Switch (NXG-SW) (1) Coordinator (NXG-SCOR) | \$1,673 |
|  | NXG-2Wire-IR-A | 4-1/2" Square Touchless Button Single Door Kit - Includes (2) 4-1/2" Square Hardwired Touchless Switch, 4-wire (NG-IR-A) (1) Control Module (NXG-2Wire-Module) | \$1,373 |

Hardwired Touchless

| PART NO. | DESCRIPTION | PRICE |
|------------------|--|-------|
| NXG-IR-A | 4-1/2" Square Hardwired Touchless Switch, 4-wire | \$491 |
| NXG-2Wire-Module | Control Module for NXG-IR-A, For upgrading existing hardwired system to touchless (1 module per operator required) | \$279 |

Wireless Touchless



| PART NO. | DESCRIPTION | PRICE |
|----------|--|-------|
| NXG-SW | 4-1/2" Infrared Wireless Touchless Activation Switch | \$563 |
| NXG-SCOR | Wireless Touchless Coordinator | \$414 |

Touchless Service & Repair



| PART NO. | DESCRIPTION | PRICE |
|----------|---------------------------------|-------|
| NXG-FP | NXG-IR-A Replacement Face Plate | \$87 |

PARTS/ACCESSORIES CONT'D ON PAGE 110

Post Kits

| | | PART NO. | QTY. | DESCRIPTION | PRICE |
|--|---|----------|-------|--|---------|
|  |  | 104788-1 | 1 kit | <u>Single Button Wireless Post Kit</u> - Kit includes items & quantities for activation on one side of opening: (1) 4-1/2" Square Pushplate Switch (104755) (1) Post Transmitter (104753-P) (1) Single Button Post, Aluminum (105380-1) | \$1,549 |
| | | 104788-2 | 1 kit | <u>Single Button Wireless Post Kit</u> - Kit includes items & quantities for activation on one side of opening: (1) 4-1/2" Square Pushplate Switch (104755) (1) Post Transmitter (104753-P) (1) Single Button Post, Bronze (105380-2) | \$1,549 |

Post Packages

| | | PART NO. | QTY. | DESCRIPTION | PRICE |
|---|---|-----------|------|---|--------------|
|  |  | | | <u>Double Button Wireless Post Package</u> - Package illustrates items & quantities required for activation on one side of opening: | |
| | | 104755 | 2 | 4-1/2" Square Pushplate Switch | 2 @ \$188 ea |
| | | 104753-P | 1 | Post Transmitter | \$208 |
| | | 105396-X* | 1 | Double Button Post | \$1,635 |

* Select post type and finish (See next page for more information)

PARTS/ACCESSORIES CONT'D ON PAGE 111

Transmitters


| PART NO. | DESCRIPTION | PRICE |
|--------------|--|-------|
| 104737-1 | Handheld Remote Transmitter with 1 Button for one operator | \$174 |
| 104737-2 | Handheld Remote Transmitter with 2 Buttons for two operators | \$200 |
| 104753 | Clearpath Square 4-1/2" Wall Mount Transmitter | \$208 |
| 104753-J | Clearpath Jamb-Mount Transmitter | \$208 |
| 104753-P | Clearpath Post Transmitter (Transmitter only) | \$208 |
| 104753-V | Clearpath Dual Vestibule Transmitter | \$334 |
| 104753-STX | Clearpath Square 4-1/2" Sequencing Transmitter | \$249 |
| 104753-STX-J | Clearpath Jamb-Mount Sequencing Transmitter | \$298 |
| 104753-STX-P | Clearpath Sequencing Post Transmitter (Transmitter Only) | \$276 |

Receivers

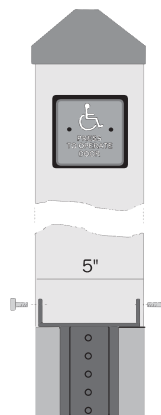
| PART NO. | DESCRIPTION | PRICE |
|------------|-------------------------------------|-------|
| 104752 | Clearpath Multi-Mode Receiver | \$212 |
| 104752-RXM | Clearpath Multi-Mode Receiver w/RXM | \$281 |

Posts Only

| PART NO. | DESCRIPTION | PRICE |
|---|---|---------|
| Mounting & Color Options (Requires 4-1/2" Square Pushplate Switch) | | |
| 105380-1 | Post - Aluminum Concealed (1 Pushplate switch required) | \$1,103 |
| 105380-2 | Post - Bronze Concealed (1 Pushplate switch required) | \$1,103 |
| 105380-3 | Post - Aluminum Staked (1 Pushplate switch required) | \$1,103 |
| 105380-4 | Post - Bronze Staked (1 Pushplate switch required) | \$1,103 |
| 105380-5 | Post - Aluminum Exposed (1 Pushplate switch required) | \$1,103 |
| 105380-6 | Post - Bronze Exposed (1 Pushplate switch required) | \$1,103 |
| 105396-1 | Post - Aluminum Concealed (2 Pushplate switches required) | \$1,635 |
| 105396-2 | Post - Bronze Concealed (2 Pushplate switches required) | \$1,635 |
| 105396-5 | Post - Aluminum Exposed (2 Pushplate switches required) | \$1,635 |
| 105396-6 | Post - Bronze Exposed (2 Pushplate switches required) | \$1,635 |



Concealed






Staked



Exposed

PARTS/ACCESSORIES CONT'D ON PAGE 112

Pushplate Switches

| | PART NO. | DESCRIPTION | PRICE |
|---|------------|--|-------|
|  | 104755 | Includes: Pushplate Switch only Pushplate Switch 4-1/2" Square Detex Logo | \$188 |
|  | 104739-HSS | Includes: Pushplate Switch only Jamb Pushplate Switch 59J-HSS | \$165 |
|  | 104744-HSS | Includes: Double Pushplate Switch (1) Vestibule Pushplate Switch 59V-HSS | \$340 |

Boxes

| PART NO. | DESCRIPTION | PRICE |
|-------------|--|-------|
| 104738-1010 | Low Profile Jamb Box - 1 Box | \$81 |
| 104738-1035 | Surface Mounting Jamb Box 2" deep | \$100 |
| 104738-1015 | Surface Mounting Box 4-1/2" Square | \$81 |
| 104738-1020 | Surface Mounting Low Profile Box 4-1/2" Square | \$100 |

PARTS/ACCESSORIES CONT'D ON PAGE 113

Keyswitches

| PART NO. | DESCRIPTION | PRICE |
|------------|--|-------|
| CS4730-HSS | Includes: Keyswitch (1), Pushplate Switch (1) Cylinder Keyswitch SPST Momentary HSS | \$496 |
| CS4740-HSS | Cylinder Keyswitch DPDT Maintained HSS | \$448 |

Miscellaneous

| PART NO. | DESCRIPTION | PRICE |
|--------------|---|---------|
| 104790 | Safety Presence Sensor (DH400) | \$827 |
| 105395-1 | SafePath SSS-5M1 Door-Mounted Safety Sensor | \$1,124 |
| 105375-1 | Rain Cover for DH Series | \$102 |
| 105378-1 | Safety Beam Surface Mount | \$327 |
| 104758-1 | Microwave Motion Sensor (Microstar) | \$647 |
| 104787 | Door Safety Decal English | \$31 |
| 104787-1 | Door Safety Decal English/Spanish | \$52 |
| 104747 | Universal Time Delay Module (TDM) | \$242 |
| 104746 | Infrared Motion Detector (DH100) | \$852 |
| DTX-LMB-DATA | Interface Module (for use with BEA BodyGuard Presence Sensor) | \$647 |


Service & Repair

| PART NO. | DESCRIPTION | PRICE |
|----------|---------------------------------------|---------|
| 104798-1 | 3-Point Push Arm Assembly AL | \$256 |
| 104798-2 | 3-Point Push Arm Assembly BZ | \$256 |
| 104797-1 | Parallel Arm Pull Assembly AL | \$325 |
| 104797-2 | Parallel Arm Pull Assembly BZ | \$325 |
| 104796-1 | Motor / Gearbox LH Push | \$1,844 |
| 104796-2 | Motor / Gearbox LH Pull AL | \$1,844 |
| 104796-3 | Motor / Gearbox RH Push | \$1,844 |
| 104796-4 | Motor / Gearbox RH Pull AL | \$1,844 |
| 104708 | Microswitch Harness | \$100 |
| 104794 | 3-Position Switch & Wire | \$108 |
| 105421 | Universal Controller (UDC 1000) | \$1,106 |
| 105423 | Cable ISP Synchronization | \$178 |
| 105416-1 | Kit 120VAC Line Filter 8-foot | \$343 |
| 105416-2 | Kit 120VAC Line Filter 4-foot | \$343 |
| 105416-3 | Kit 120VAC Line Filter 2-foot | \$343 |
| 105412 | Push - Motor Gearbox Rebuild Kit | \$451 |
| 105412-1 | Pull - Motor Gearbox Rebuild Kit | \$451 |
| 105433 | S&R AO19 Clock Spring Replacement Kit | \$152 |

NOTES


ECL-230D SERIES




|  <p>Metal Photoluminescent Plate</p> | MODEL NO. | DESCRIPTION | PRICE |
|---|---|---|-------|
| | ECL-230D | UL-Listed Panic Hardware Exit Control Lock | \$463 |
| | ECL-230D-PH | UL-Listed Panic Hardware Standard Exit Control Lock w/Long Bar 36" to 48" Door Width | \$533 |
| <p>NOTE: ECL-230D-PH for use on doors that require Panic Hardware</p> | <p>Supplied with: 9-volt battery, cover lock w/2 keys, ECL-437 & ECL-439 Keepers Available in Gray or Black English paddle bar plate (ECL-8220 w/ECL-230D or ECL-2109 w/ECL-230D-PH) Shipped less rim cylinder - Rim cylinder available at additional cost (see p. 124) Foreign language paddle bar plates available (see p. 117)</p> | | |




MAP Policy Applies
See page 9

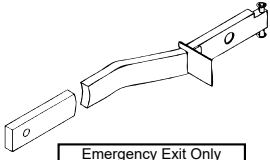
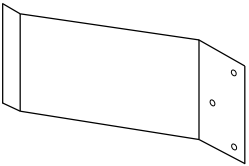
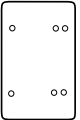
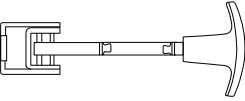
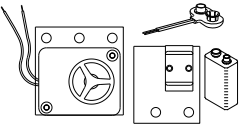
ECL-600 FIRE RATED HARDWARE

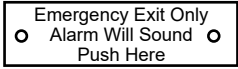
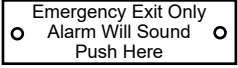
|  <p>Metal Photoluminescent Plate</p> | MODEL NO. | DESCRIPTION | PRICE |
|---|---|---|-------|
| | ECL-600 | Warnock Hersey-Listed Fire Exit Hardware w/Long Bar 36" to 48" Door Width | \$839 |
| | <p>3-Hour Listing - Single Door to 4' x 8' - Double Doors to 8' x 8' Supplied with: 9-volt battery, cover lock w/2 keys Available in Gray or Black Keeper & strike kit English paddle bar plate - ECL-2109 Shipped less control cylinders Rim cylinders available at additional cost (see p. 124)</p> | | |

ECL-620 Outside Lever Trim for ECL-600

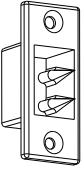
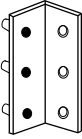

|  | MODEL NO. | DESCRIPTION | PRICE |
|---|-----------|---|-------|
| | ECL-620 | Outside Lever Trim Lever retracts latch bolt only Rim Cylinder (not included) operates deadbolt Finish: Black only Field Reversible | \$405 |


|  | MODEL NO. | DESCRIPTION | PRICE |
|---|-------------|--|-------|
| | PP-5572 | Replacement Cover Lock & 2 Keys | \$14 |
|  | ECL-405-X | Cover Lock Key X = specify Key # 11-20 | \$6 |
|  | ECL-405-KIT | Set of all Cover Lock Keys Includes key numbers 11 through 20 | \$22 |

|  <div data-bbox="123 1037 310 1087" style="border: 1px solid black; padding: 2px; font-size: 8px;">Emergency Exit Only Alarm Will Sound Push Here</div> | MODEL NO. | DESCRIPTION | PRICE |
|---|-----------|--|-------|
| | ECL-2105K | Field Conversion Kit For 36" to 48" Door Width with metal Photoluminescent plate | \$101 |
|  | ECL-436K | Bar Guard Kit (For use with Standard ECL-230D) | \$32 |
| | ECL-2100K | Bar Guard Kit (For use with ECL-230D-PH & ECL-600) | \$47 |
|  | ECL-475K | Decorative Back Plate Kit | \$58 |
|  | ECL-498K | Outside Pull and Warning Sign (Not for use on Fire Rated Doors) | \$115 |
|  | ECL-2111K | 6V-to-9V Conversion Kit (For use with ECL-230D and ECL-230C models only) | \$81 |

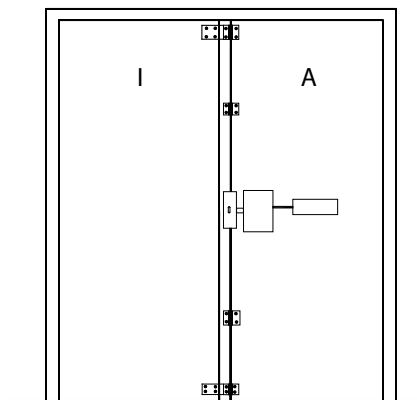
| | | |
|--|--|--|
|  (Metal Photoluminescent Plate) | ECL-8220 (RWE) | ECL-230D Metal Exit Bar Plates Specify: English \$24 ECL-230D-PH and ECL-600 Metal Exit Bar Plates Specify: English \$34 |
| | ECL-2109 | |
|  | ECL-8220 ECL-8220-1 ECL-8220-6 ECL-8220-7 ECL-8220-8 ECL-8220-9 | ECL-230D Exit Bar Plates Specify: English (Red) \$24 English (Green) \$24 Chinese (Red) \$24 French Canadian (Red) \$24 Spanish (Red) \$24 Chinese (Green) \$24 ECL-230D-PH and ECL-600 Exit Bar Plates Specify: French Canadian \$75 Chinese (Red) \$75 Chinese (Green) for PH \$75 |
| | 101248-1 101248-2 101248-3 | |

Keeper and Strike Kits - ECL-230D

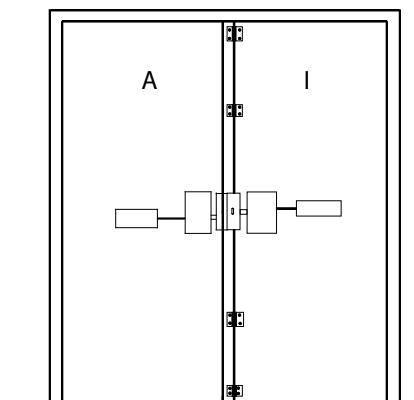
|  | MODEL NO. | DESCRIPTION | PRICE |
|---|------------------------|---|-------|
| | ECL-439K | Mortise Strike Plate Kit | \$14 |
|  | ECL-435K | Adjustable Surface Keeper "L" & "Z" bracket for double door applications | \$27 |
|  | ECL-437K | Adjustable Surface (standard) | \$17 |
| | All Strikes Non-Handed | | |

|  | MODEL NO. | DESCRIPTION | PRICE |
|---|-----------|--|-------|
| | DDH-2250 | Double Door Holder (ECL-230 Series and V40 Series) | \$185 |

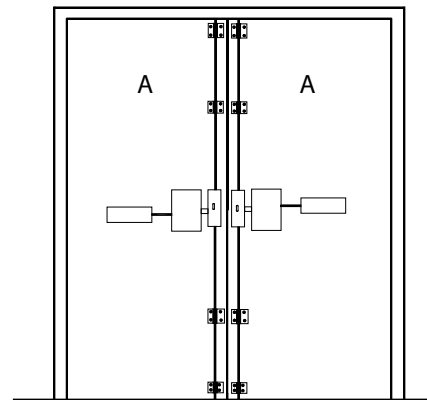
| | MODEL NO. | DESCRIPTION | PRICE |
|--|---|--|---------|
| | VRA-143 (B) 84" Standard | Application: Active Leaf Opens Both Doors Includes one Vertical Rod Assembly for active leaf and two overlapping plates for inactive leaf | \$639 |
| | VRA-143 (C) 84" Standard | Application: Active leaf opens first; Inactive leaf remains locked until ECL-230D is activated Includes one Vertical Rod Assembly for inactive leaf | \$674 |
| | VRA-143 (D) 84" Standard | Application: Each Leaf Independent Includes two Vertical Rod Assemblies, one for each leaf | \$1,135 |
| | Installation Type B | Special Heights over 84" to 96" | \$774 |
| | Installation Type C | | \$830 |
| | Installation Type D | | \$1,529 |
| | Installation Type B | Over 96" | \$842 |
| | Installation Type C | | \$900 |
| | Installation Type D | | \$1,529 |
| | ECL-230D Exit Control Lock device sold separately. Specify actual door opening height up to 120". Specify type of installation to be made - B, C, or D. NOTE: VRA-143B can also be used for a single door application to provide 2-point latching. | | |





B



C



D

|  <p align="center">Photoluminescent Push Plate Sign</p> <p align="center">Hurricane Rating Available</p> <p align="center">UL-Listed Panic Hardware</p> | MODEL NO. | DESCRIPTION | PRICE |
|---|---|--|---------|
| | ECL-230X | Single-Point Deadbolt only Exit Control Lock | \$902 |
| | ECL-230X-W  | Single-Point Deadbolt only Weatherized Exit Control Lock | \$1,187 |
| <p>Supplied with: 9-volt battery; Optional 9VDC Power Supply see BE-961 (p. 133) Fits 36" - 48" Door (Standard) Available in Gray (Standard) English Push Plate Sign (RWE Standard) or Spanish Push Plate Sign (RWS Option) Other languages available - Call Factory Shipped less rim cylinder - Rim cylinder available at additional cost (see below)</p> | | | |

OPTIONS - ECL-230X

| MODEL NO. | DESCRIPTION | PRICE |
|-------------------|---|------------------------------------|
| H | Hurricane Rated Comes standard with SN1 (Sex Nut Kit) | Add \$275 |
| DX1 DX2 DX3 | Adds one hinge-side locking point with mounting hardware Adds two hinge-side locking points with mounting hardware Adds three hinge-side locking points with mounting hardware DX Bolts available in Gray (Std.) or Black - Specify Finish | Add \$61 Add \$114 Add \$157 |
| 30" | Fits 30" wide Door | Add \$100 |
| RC65 IC7R | Rim Cylinder, Schlage "C" Keyway with 2 keys Installed in Lock and / or Trim Interchangeable Core Rim Cylinder Housing, Small Format Installed in Lock and / or Trim (Core not Included) | Add \$80 |
| IP | Inside Pull | Add \$51 |
| DDSK | Double Door Strike Kit | Add \$100 |
| CL SS CL-SS | Cover Lock & 2 Keys (Installed) Security Screws Cover Lock & Security Screws | Add \$27 Add \$26 Add \$53 |
| SN1 | Sex Nut Kit (included with Hurricane Rated) (4 kits required) | Add \$21 (per kit) |
| RK | ECL-230D Retrofit Kit (Endcap plate and lock-body plate) | Add \$46 |



NOTE: All cylinders are keyed different. Keyed alike is available upon request.

| | | | |
|--|---------------|---|---------|
| <p>ECL-230X-TB</p> <p>ECL-230X-TD</p> <p>Photoluminescent Push Plate Sign</p> <p>UL-Listed Panic Hardware</p> | MODEL NO. | DESCRIPTION | PRICE |
| | ECL-230X-TD | 2-Point Top Bolt and Deadbolt Exit Control Lock | \$1,445 |
| | ECL-230X-TB | 2-Point Top and Bottom Bolt Exit Control Lock (Cover Lock standard on TB configuration) | \$1,580 |
| | ECL-230X-W-TD | 2-Point Top Bolt and Deadbolt / Weatherized Exit Control Lock | \$1,730 |
| | ECL-230X-W-TB | 2-Point Top and Bottom Bolt / Weatherized Exit Control Lock (Cover Lock standard on TB configuration) | \$1,865 |
| <p>Supplied with: 9-volt battery; Optional 9VDC Power Supply see BE-961 (p. 133)</p> <p>Fits 36" - 48" Door (Standard)</p> <p>Available in Gray (Standard)</p> <p>English Push Plate Sign (RWE Standard) or Spanish Push Plate Sign (RWS Option) Other languages available - Call Factory</p> <p>Shipped less rim cylinder - Rim cylinder available at additional cost (see below)</p> | | | |

OPTIONS - ECL-230X-TD / ECL-230X-TB

| MODEL NO. | DESCRIPTION | PRICE |
|-----------|--|--------------------|
| DX1 | Adds one hinge-side locking point with mounting hardware | Add \$61 |
| DX2 | Adds two hinge-side locking points with mounting hardware | Add \$114 |
| DX3 | Adds three hinge-side locking points with mounting hardware | Add \$157 |
| | DX Bolts available in Gray (Std.) or Black - Specify Finish | |
| 30" | Fits 30" wide Door | Add \$100 |
| RC65 | Rim Cylinder, Schlage "C" Keyway with 2 keys Installed in Lock and / or Trim | Add \$80 |
| IC7R | Interchangeable Core Rim Cylinder Housing, Small Format Installed in Lock and / or Trim (Core not Included) | |
| 84" | Fits 6'8" to 7' Door | N/C |
| 96" | Fits 7' to 8' Door | N/C |
| 120" | Fits 8' to 10' Door | Add \$100 |
| RC | Rod Covers | Add \$232 |
| BG | Bottom Bolt Guard | Add \$124 |
| RC-BG | Rod Covers & Bottom Bolt Guard | Add \$356 |
| IP | Inside Pull | Add \$51 |
| DDSK | Double Door Strike Kit | Add \$100 |
| 96B | Dustproof Strike | Add \$54 |
| CL | Cover Lock & 2 Keys (Installed) (Standard on TB configuration - N/C) | Add \$27 |
| SS | Security Screws | Add \$26 |
| CL-SS | Cover Lock & Security Screws | Add \$53 |
| SN1 | Sex Nut Kit (TD requires 5 kits, TB requires 6 kits) | Add \$21 (per kit) |
| RK | ECL-230D Retrofit Kit (Endcap plate and lock-body plate) | Add \$46 |

NOTE: All cylinders are keyed different. Keyed alike is available upon request.

| | | | |
|---|---|--|---------|
|  <p align="center">Photoluminescent Push Plate Sign</p> <p align="center">Hurricane Rating Available</p> <p align="center">UL-Listed Panic Hardware</p> | MODEL NO. | DESCRIPTION | PRICE |
| | ECL-230X-TDB | 3-Point Top Bolt, Deadbolt and Bottom Bolt Exit Control Lock | \$1,749 |
| | ECL-230X-W-TDB  | 3-Point Top Bolt, Deadbolt and Bottom Bolt Weatherized Exit Control Lock | \$2,034 |
| <p>Supplied with: 9-volt battery; Optional 9VDC Power Supply see BE-961 (p. 133) Fits 36" - 48" Door (Standard) Available in Gray (Standard) English Push Plate Sign (RWE Standard) or Spanish Push Plate Sign (RWS Option) Other languages available - Call Factory Shipped less rim cylinder - Rim cylinder available at additional cost (see below)</p> | | | |

OPTIONS - ECL-230X-TDB


| MODEL NO. | DESCRIPTION | PRICE |
|-------------------------|---|-------------------------------------|
| H | Hurricane Rated Comes standard with SN1 (Sex Nut Kit) | Add \$275 |
| DX1 DX2 DX3 | Adds one hinge-side locking point with mounting hardware Adds two hinge-side locking points with mounting hardware Adds three hinge-side locking points with mounting hardware DX Bolts available in Gray (Std.) or Black - Specify Finish | Add \$61 Add \$114 Add \$157 |
| 30" | Fits 30" wide Door | Add \$100 |
| RC65 IC7R | Rim Cylinder, Schlage "C" Keyway with 2 keys Installed in Lock and / or Trim Interchangeable Core Rim Cylinder Housing, Small Format Installed in Lock and / or Trim (Core not Included) | Add \$80 |
| 84" 96" 120" | Fits 6'8" to 7' Door Fits 7' to 8' Door Fits 8' to 10' Door | N/C N/C Add \$100 |
| RC BG RC-BG | Rod Covers Bottom Bolt Guard Rod Covers & Bottom Bolt Guard | Add \$232 Add \$124 Add \$356 |
| IP | Inside Pull | Add \$51 |
| DDSK 96B 96B-DDSK | Double Door Strike Kit Dustproof Strike Dustproof Strike & Double Door Strike | Add \$100 Add \$54 Add \$154 |
| CL SS CL-SS | Cover Lock & 2 Keys (Installed) Security Screws Cover Lock & Security Screws | Add \$27 Add \$26 Add \$53 |
| SN1 | Sex Nut Kit (included with Hurricane Rated) (6 kits required) | Add \$21 (per kit) |
| RK | ECL-230D Retrofit Kit (Endcap plate and lock-body plate) | Add \$46 |

NOTE: All cylinders are keyed different. Keyed alike is available upon request.

ECL-230X Trim

|  | MODEL NO. | DESCRIPTION | PRICE |
|---|-----------|------------------------|-------|
| | 03T | Trim Plate with OKC | \$216 |
|  | 01T | Trim Plate without OKC | \$216 |
|  | 03PP | Pull Plate with OKC | \$216 |
|  | 01PP | Pull Plate without OKC | \$216 |

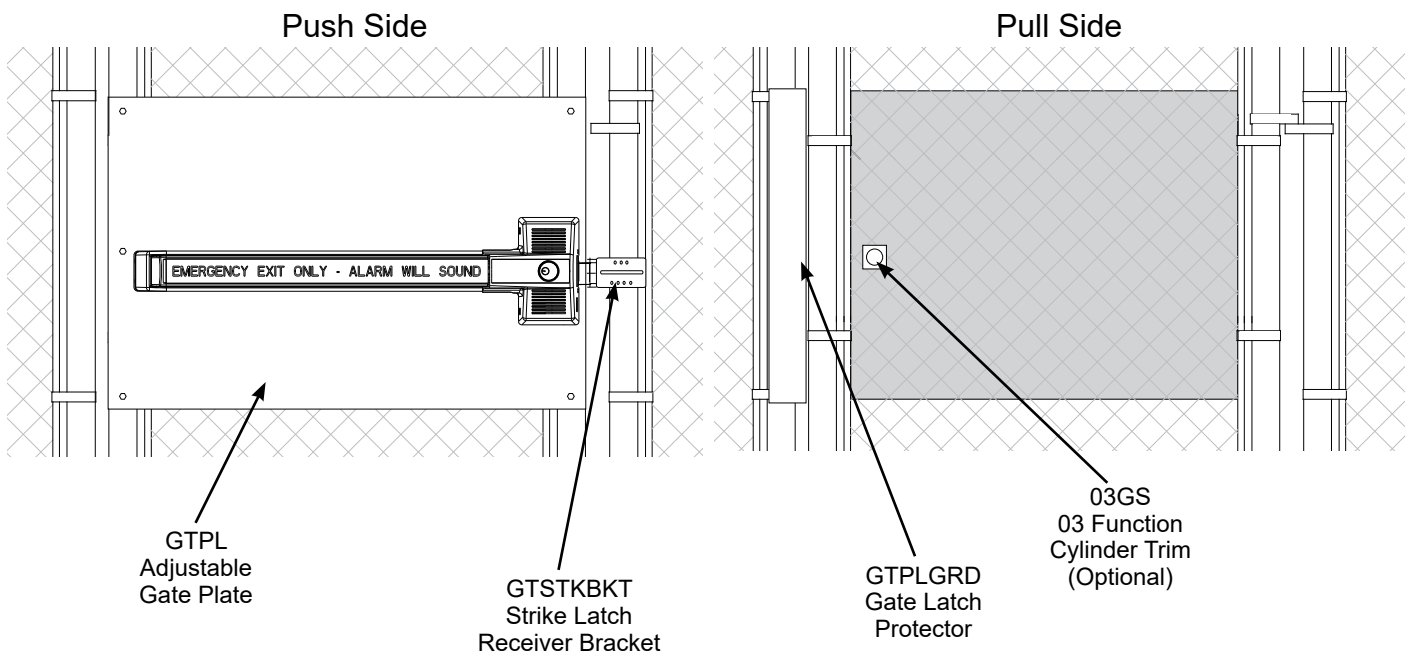
DX Bolts

|  | MODEL NO. | DESCRIPTION | PRICE |
|---|-----------|---|-------|
| | DX1 | 1 Bolt and Throughbolt Mounting Hardware Available in Gray (Std.) or Black - Specify Finish | \$61 |
| | DX2 | 2 Bolts and Throughbolt Mounting Hardware Available in Gray (Std.) or Black - Specify Finish | \$114 |
| | DX3 | 3 Bolts and Throughbolt Mounting Hardware Available in Gray (Std.) or Black - Specify Finish | \$157 |

| MODEL NO. | DESCRIPTION | PRICE |
|-----------|--|---------|
| GTPL230X | Gate Plate Kit - Includes Gate Latch Protector (GTPLGRD), Strike Latch Receiver Bracket (GTSTKBKT), Adapter Plate (104345), Adjustable Gate Plate (GTPL) | \$1,006 |

| MODEL NO. | DESCRIPTION | PRICE |
|-----------|---|-------|
| GTPL | Adjustable Gate Plate - Fits Single Gates 32" - 52" wide Fits square or round gate frames Plate comes without mounting holes for device | \$727 |
| GTSTKBKT | Strike Latch Receiver Bracket | \$291 |
| 104345 | Adapter Plate for 230X Strike | \$42 |
| GTPLGRD | Gate Latch Protector | \$153 |
| 03GS | Optional 03 function cylinder trim used on gates (Rim Cylinder sold separately) | \$147 |

All above parts available in black (specify BLK) and gray (std.) finish



EXIT DEVICE SOLD SEPARATELY


For more information, see Exit Control Locks weatherized exit devices

Cylinders and Accessories

| MODEL NO. | DESCRIPTION | PRICE | |
|---|---|----------------------------------|------|
| RC65 (Also known as ECL-445K)  | Rim Cylinder, Schlage "C" Keyway with 2 keys | Cylinder only | \$40 |
| | | Pre-Installed at factory | \$80 |
| MC65  | Mortise Cylinder, Schlage "C" Keyway, 626 Brushed Chrome Finish with 2 keys | Cylinder only | \$40 |
| | | Pre-Installed at factory | \$80 |
| IC7  | SFIC Interchangeable Core Mortise Cylinder Housing, Small Format (Core not included) | Cylinder only | \$40 |
| | | Pre-Installed at factory | \$80 |
| IC7R  | SFIC Interchangeable Core Rim Cylinder Housing, Small Format (Core not included) | Cylinder only | \$40 |
| | | Pre-Installed at factory | \$80 |
| ECL-470 | Extra key for RC65 or MC65 (Specify Key #) | \$17 | |
| ECL-1595 | Standard Cylinder Collars for use with ECL-230 Series & ECL-620 | \$10 | |
| CCS | Short Cylinder Collar (7/16") accommodates most 5-pin and 6-pin mortise cylinders | 606, 612, 626, 630 Finishes | \$39 |
| | | 605, 613, 629, 693, 695 Finishes | \$58 |
| CCL | Long Cylinder Collar (11/16") for most 7-pin and 6- and 7-pin interchangeable core cylinders, Brushed Chrome Finish | 606, 612, 626, 630 Finishes | \$42 |
| | | 605, 613, 629, 693, 695 Finishes | \$56 |
| 103779  | Cylinder Nut Socket | \$52 | |
| 100783  | Cylinder Nut | \$7 | |
| NOTE: All cylinders are keyed different. Keyed alike is available upon request. | | | |


Rim or Mortise Cylinder?

ADVANTEX®




| | Rim | Mortise |
|--|-----|---------|
| Cylinder Dogging (CD) | | X |
| Electric Unlock Trim (EU) | | X |
| Electric Unlock Trim (EU2W) | | X |
| Electric Unlock Trim (EUV) | | X |
| 08/09D | | X |
| 08/09DN | | X |
| 08/09DNV | | X |
| 08/09DV | | X |
| 03WS | X | |
| 03WSV | X | |
| 03C | X | |
| 03CN | X | |
| 03CNV | X | |
| 03CV | X | |
| 03CM | | X |
| 03Z | X | |
| 03WM | | X |
| 03R | X | |
| 03CBK | X | |
| Hardwired Exit Alarm (EA) | | X |
| Weatherized Exit Alarm with Battery (EB W) | | X |
| Delayed Egress (EE) | | X |
| Electric Integration (EI) | | X |

ECL™




| | Rim | Mortise |
|----------|-----|---------|
| ECL-230D | X | |
| ECL-230X | X | |
| ECL-600 | X | |
| ECL-620 | X | |

VALUE SERIES®




| | Rim | Mortise |
|--|-----|---------|
| Cylinder Dogging (CD) | | X |
| 03WS | X | |
| 03P | X | |
| 03PN | X | |
| 03A | X | |
| 03AN | X | |
| 08/09BN | | X |
| Electric Unlock Trim (EU2W) | | X |
| Hardwired Exit Alarm (EA) | | X |
| Exit Alarm with Battery (EB) | | X |
| Weatherized Exit Alarm with Battery (EB W) | | X |
| Delayed Egress (EE) | | X |

EAX®




| | Rim | Mortise |
|----------|-----|---------|
| EAX-500 | | X |
| EAX-2500 | | X |
| EAX-3500 | | X |
| EAX-4200 | | X |
| EAX-300 | | X |

90 SERIES



| | Rim | Mortise |
|---------|-----|---------|
| (F)90KR | X | |

Miscellaneous



| | Rim | Mortise |
|--------|-----|---------|
| CS-400 | | X |

| MODEL NO. | DESCRIPTION | PRICE |
|--|---|--|
| EAX-500 | Surface Mount Battery Alarm (Sensor Kit & EA-561 Warning Sign Included) Gray Finish - standard | \$299 |
| EAX-500SK1 EAX-500SK2 EAX-500SK3 EAX-500SK4 EAX-500SK5 EAX-500SK6 | Kit Includes 1 EAX-500 alarm and: (1) MS-1039S Magnetic Switch (2) MS-1039S Magnetic Switches (1) MS-1059S Magnetic Switch (2) MS-1059S Magnetic Switches (1) MS-2049S Magnetic Switch (2) MS-2049S Magnetic Switches | Add \$76 Add \$152 Add \$76 Add \$152 Add \$137 Add \$274 |
| EAX-500W | Weatherized Surface Mount Battery Alarm | \$430 |
| EAX-500 Series is UL-Classified Miscellaneous Fire Door Accessories | | |



Mortise
Cylinder
Sold
Separately

MAP Policy Applies
See page 9

CONFIGURABLE OPTIONS - EAX[®]-500

| MODEL NO. | DESCRIPTION | PRICE |
|---|---|--|
| BK | Suffix for black finish | No Additional Cost |
| EA-561 EA-704-2 102651-1 EA-705 EA-561G 102651-3 102651-2 | Self-Adhesive Door Signs English - Red (RWE) Spanish - Red (RWS) French - Green (GWF) French Canadian - Red (RWF) German - Green (GWG) Chinese - Red (RWC) English/German - Green (GWE) | No Additional Cost when ordered with EAX |
| MC65 | Mortise Cylinder, factory-installed | Add \$80 |
| IC7 | 7-pin IC Cylinder Housing (Core not included), factory-installed | Add \$80 |
| KS | Keystop, factory-installed | Add \$8 |
| L11 thru L20 | Cover lock with specific key number (EAX-500 only) | No Additional Cost |
| 102644 | In-Swing Door Kit | Add \$24 |

Arming Delay

0 = 15-second Arming Delay
1 = 1-second Arming Delay
2 = 5-second Arming Delay

EAX-5 0 0 x Enhancements x See further options above

Extended Bypass

0 = Alarm must be manually turned off; or may be field selected for 2-min. Auto Re-arm
3 = Alarm must be manually turned off; or may be field selected for 10-min. Auto Re-arm
4 = Alarm must be manually turned off; or may be field selected for 20-min. Auto Re-arm

Timed Bypass

5 = Alarm sounds if door is opened after arming delay. Manual Re-arm only

W = Weatherized


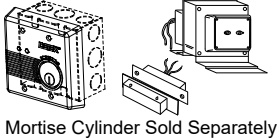


For complete how-to-order information, see www.detex.com/hto

MC65

IC7



NOTE - Cylinders not included. Products on this page can be ordered with cylinders (MC65) or interchangeable core housings (IC7) pre-installed at Detex prior to shipping (see above).

| | MODEL NO. | DESCRIPTION | PRICE |
|---|------------|--|-------|
|  Mortise Cylinder Sold Separately | EAX-2500F | Flush Mount AC/DC-Powered Alarm Gray Finish (std.) (EA-561 Warning Sign and Back Box Included) - Does not include, but requires Magnetic Door Contacts (p. 129) and Transformer (p. 131) | \$525 |
|  Mortise Cylinder Sold Separately | EAX-2500FK | Kit - Flush Mount AC/DC-Powered Alarm Gray Finish (std.) (EA-561 Warning Sign, Back Box, flush magnetic switch contact and 24VAC Transformer Included) | \$728 |
|  Mortise Cylinder Sold Separately | EAX-2500S | Surface Mount AC/DC-Powered Alarm Gray Finish (std.) (EA-561 Warning Sign and Back Box Included) - Does not include, but requires Magnetic Door Contacts (p. 129) and Transformer (p. 131) | \$525 |
|  Mortise Cylinder Sold Separately | EAX-2500SK | Kit - Surface Mount AC/DC-Powered Alarm Gray Finish (std.) (EA-561 Warning Sign, Back Box, surface magnetic switch contact and 24VAC Transformer Included) | \$763 |

CONFIGURABLE OPTIONS - EAX[®]-2500

| MODEL NO. | DESCRIPTION | PRICE |
|---|---|--|
| BK | Suffix for black finish | No Additional Cost |
| EA-561 EA-704-2 102651-1 EA-705 EA-561G 102651-3 102651-2 | Self-Adhesive Door Signs English - Red (RWE) Spanish - Red (RWS) French - Green (GWF) French Canadian - Red (RWF) German - Green (GWG) Chinese - Red (RWC) English/German - Green (GWE) | No Additional Cost when ordered with EAX |
| MC65 | Mortise Cylinder, factory-installed | Add \$80 |
| IC7 | 7-pin IC Cylinder Housing (Core not included), factory-installed | Add \$80 |
| KS | Keystop, factory-installed | Add \$8 |
| C | Conversion kit for retrofit from EA-2500F (102640) | Add \$65 |
| SI | Status Indicator | Add \$5 |
| 277 | 277V Transformer (FK and SK versions only) | Add \$108 |
| L9 | No Battery Backup | Add \$5 |

Arming Delay

0 = 15-second Arming Delay
1 = 1-second Arming Delay
2 = 5-second Arming Delay
4 = 4-minute Arming Delay

EAX-25 0 0 x See further options above

Extended Bypass

0 = Alarm must be manually turned off; or may be field selected for 2-min. Auto Re-arm
3 = Alarm must be manually turned off; or may be field selected for 10-min. Auto Re-arm
4 = Alarm must be manually turned off; or may be field selected for 20-min. Auto Re-arm
Timed Bypass
5 = Alarm sounds if door is open after arming delay. Manual Re-arm only



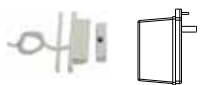
For complete how-to-order information, see www.detex.com/hto

MC65

IC7



NOTE - Cylinders not included. Products on this page can be ordered with cylinders (MC65) or interchangeable core housings (IC7) pre-installed at Detex prior to shipping (see above).

|  Mortise Cylinder Sold Separately | MODEL NO. | DESCRIPTION | PRICE |
|--|------------|---|---------|
| | EAX-3500 | 24VAC/DC Hardwired Timed Bypass Exit Alarm with Rechargeable Battery (EA-561 Warning Sign Included) Does not include, but requires: Magnetic Door Contacts - See p. 129 24V Transformer - See p. 131 | \$871 |
| | EAX-3500FK |  Kit - 24VAC/DC Hardwired Timed Bypass Flush Exit Alarm with Rechargeable Battery, Flush Door Contacts, Plug-in Transformer | \$1,068 |
| | EAX-3500SK |  Kit - 24VAC/DC Hardwired Timed Bypass Surface Exit Alarm with Rechargeable Battery, Surface Door Contacts, Plug-in Transformer | \$998 |

CONFIGURABLE OPTIONS - EAX®-3500

| MODEL NO. | DESCRIPTION | PRICE |
|---|---|--|
| EA-561 EA-704-2 102651-1 EA-705 EA-561G 102651-3 102651-2 | Self-Adhesive Door Signs English - Red (RWE) Spanish - Red (RWS) French - Green (GWF) French Canadian - Red (RWF) German - Green (GWG) Chinese - Red (RWC) English/German - Green (GWE) | No Additional Cost when ordered with EAX |
| MC65 | Mortise Cylinder, factory-installed | Add \$80 |
| IC7 | 7-pin IC Cylinder Housing (Core not included), factory-installed | Add \$80 |

ACCESSORIES - EAX®-3500

| MODEL NO. | DESCRIPTION | PRICE |
|-----------|---|-------|
| CL-1 | Cover Lock Key (key only) | \$8 |
| 102966 | Lock Cam & Key | \$18 |
| BR12 | Rechargeable Battery 12VDC, 3.4AH | \$97 |
| 103952-1 | 6VDC Rechargeable Battery | \$63 |
| 103945 | Allows EAX-3500 Surface Alarm to be recessed into hollow wall construction Kit includes: Flush Box, Instructions and Mounting Hardware | \$113 |


MC65



IC7

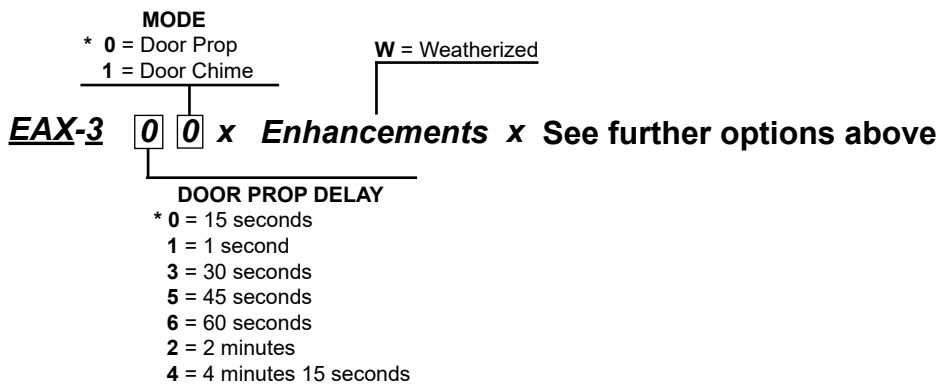


NOTE - Cylinders not included. Products on this page can be ordered with cylinders (MC65) or interchangeable core housings (IC7) pre-installed at Detex prior to shipping (See above).



| | MODEL NO. | DESCRIPTION | PRICE |
|---|--|---|--|
|  <p>Mortise Cylinder Sold Separately</p> | EAX-300 | Surface Mount Battery-Powered 100dB Door Prop Alarm with Internal Magnetic Door Contacts and Back Box Available in: Gray or Black | \$320 |
| | EAX-300SK1 EAX-300SK2 EAX-300SK3 EAX-300SK4 EAX-300SK5 EAX-300SK6 | Kit Includes 1 EAX-300 alarm and: (1) MS-1039S Magnetic Switch (2) MS-1039S Magnetic Switches (1) MS-1059S Magnetic Switch (2) MS-1059S Magnetic Switches (1) MS-2049S Magnetic Switch (2) MS-2049S Magnetic Switches | Add \$76 Add \$152 Add \$76 Add \$152 Add \$137 Add \$274 |
| | EAX-300W | Weatherized Door Prop Alarm | \$440 |

CONFIGURABLE OPTIONS - EAX®-300

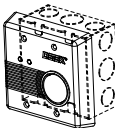
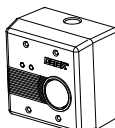
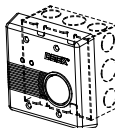

| MODEL NO. | DESCRIPTION | PRICE |
|---|--|--|
| BK | Suffix for black finish | No Additional Cost |
| EA-561 EA-704-2 102651-1 EA-705 EA-561G 102651-4 102651-3 102651-2 | Self-Adhesive Door Signs English - Red (RWE) Spanish - Red (RWS) French - Green (GWF) French Canadian - Red (RWF) German - Green (GWG) Chinese - Green (GWC) Chinese - Red (RWC) English/German - Green (GWE) | No Additional Cost when ordered with EAX |
| MC65 | Mortise Cylinder, factory-installed | Add \$80 |
| IC7 | 7-pin IC Cylinder Housing (Core not included), factory-installed | Add \$80 |
| KS | Keystop, factory-installed | Add \$8 |







For complete how-to-order information, see www.detex.com/hto

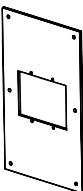

| | | | |
|---|------------|--|---------|
|  | EAX-411SK | Surface Mount AC/DC 85dB Door Prop Alarm Kit (Back Box, Surface Magnetic Switch Contacts and 24VAC Transformer Included) | \$454 |
|  | EAX-4200SK | Surface Mount AC/DC 85dB Exit Alarm/ Door Prop Alarm Kit (Back Box, Surface Magnetic Switch Contacts, 24VAC Transformer and rim cylinder Included) | \$1,135 |

CS SERIES REMOTE ALARMS

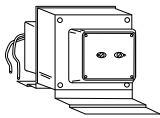
| | MODEL NO. | DESCRIPTION | PRICE |
|---|--------------------|--|-------|
|  | CS940F CS950F | Flush Mount 9VDC Battery-Powered Remote Alarm No cylinder required Available in: Gray (CS940F) or Black (CS950F) | \$211 |
|  | CS940S CS950S | Surface Mount 9VDC Battery-Powered Remote Alarm No cylinder required Available in: Gray (CS940S) or Black (CS950S) | \$211 |
|  | CS2940F CS2950F | Flush Mount Externally-Powered Remote Alarm with 9VDC battery backup. AC adapter included - No cylinder required Available in: Gray (CS2940F) or Black (CS2950F) | \$303 |
|  | CS2940S CS2950S | Surface Mount Externally-Powered Remote Alarm with 9VDC battery backup. AC adapter included - No cylinder required Available in: Gray (CS2940S) or Black (CS2950S) | \$303 |

|  | MODEL NO. | DESCRIPTION | PRICE |
|---|-------------|---|-------|
| | MS-1039F | Economical Magnetic Switch Flush Mount, White, Closed Contacts | \$43 |
| | MS-1039S* | Economical, Balanced Magnetic Switch Surface Mount, White, Closed Contacts | \$76 |
| | MS-1059F | Economical Magnetic Switch Flush Mount, Brown, Closed Contacts | \$43 |
| | MS-1059S* | Economical, Balanced Magnetic Switch Surface Mount, Brown, Closed Contacts | \$76 |
| | MS-2049F** | Heavy Duty Form C Magnetic Switch (Flush Mount) | \$102 |
| | MS-2049S** | Heavy Duty Form C Magnetic Switch (Surface Mount) | \$137 |
| | MS-2049SC** | Heavy Duty Form C Magnetic Switch (Surface/Conduit Mount) | \$221 |
| | MS-2049SI | Heavy Duty Form C Magnetic Switch (Surface Inswinging Mount) | \$198 |
| <p>* Meets UL 634 Level 2 High-Security Sensor Standard ** UL-Classified Miscellaneous Fire Door Accessories</p> | | | |

| | MODEL NO. | DESCRIPTION | PRICE |
|---|-------------|--|-------|
|  | PP-5572 | Replacement Cover Lock & 2 Keys | \$14 |
|  | ECL-405-X | Cover Lock Key X = specify Key # 11-20 | \$6 |
|  | ECL-405-KIT | Set of all Cover Lock Keys Includes key numbers 11 through 20 | \$22 |



| | MODEL NO. | DESCRIPTION | PRICE |
|--|-----------|--|-------|
| <div style="border: 1px solid black; padding: 5px; width: fit-content;"> EMERGENCY EXIT ONLY ALARM WILL SOUND </div> | EA-561 | Self-Adhesive Door Signs - Pricing for additional Self-Adhesive Door Signs not ordered with EAX English - Red (RWE) | \$7 |
| | EA-704-2 | Spanish - Red (RWS) | \$14 |
| | 102651-1 | French - Green (GWF) | \$14 |
| | EA-705 | French Canadian - Red (RWF) | \$14 |
| | EA-561G | German - Green (GWG) | \$14 |
| | 102651-4 | Chinese - Green (GWC) | \$14 |
| | 102651-3 | Chinese - Red (RWC) | \$14 |
| | 102651-2 | English/German - Green (GWE) | \$14 |
| | 102644 | In-Swing Door Kit (For use with EAX-500 and EAX-300) | \$25 |
|  | 102640 | Conversion Kit for Retrofit from EA-2500F to EAX-2500F Size: 11" x 6.5" x 0.16" Aluminum Plate Includes: Anchors, Screws and Instructions | \$76 |
|  | PP-5567 | 9V Battery | \$10 |

POWER SOURCES




| | MODEL NO. | DESCRIPTION | PRICE |
|---|---|--|--|
|  | BE-961-1 | Battery Eliminator - 120VAC to 9VDC Includes 10' Flex Conduit and Transformer Powers up to 3 ECLs or 3 EBs | \$328 |
| | BE-961-2 | Battery Eliminator - Same as above with Supervisory Loop Power, Transformer, Flex Conduit, alarm and LED (For use with ECL-230 & ECL-600 Series only) | \$377 |
| | BE-961-5 | Battery Eliminator - 12VAC to 9VDC Does not include Transformer or Flex Conduit Powers up to 3 ECLs or 3 EBs | \$229 |
| | BE-961-6 | Battery Eliminator - 24VAC to 9VDC Does not include Transformer or Flex Conduit Powers up to 3 ECL-230X-W or 3 EBs | \$229 |
| |  | 106595-5 | Battery Eliminator in NEMA enclosure - 120VAC to 9VDC Includes 10' Flex Conduit and Transformer Powers up to 3 ECLs or 3 EB Ws |
|  | PP-5152-2 | Transformer, 120VAC - 24VAC 40 VA-60Hz | \$101 |
| | PP-5152-3 | Transformer, 120VAC - 12VAC 25 VA-60Hz | \$47 |
| | PP-5452-2 | Transformer, 240VAC - 12VAC, 25VA-50Hz | \$132 |
| | 106021 | Transformer, 277VAC TO 24VAC 75VA | \$144 |
|  | 106530 | Transformer 277VAC to 110V/240VAC 500VAC | \$482 |
|  | PS-P12x2-120 | Plug-In Power Supply 120VAC - 12VDC 2 Amps | \$100 |
| | PS-P24x1-120 | Plug-In Power Supply 120VAC - 24VDC 1 Amp | \$134 |

AT-5000 SERIES™


TAILGATE DETECTION

|  | MODEL NO. | DESCRIPTION | PRICE |
|---|------------|---|---------|
| | AT-5200-R0 | Tailgate Detection System | \$6,346 |
|  | AT-5600-R0 | Tailgate Detection System With Voice Alarm 3 second standard message | \$6,408 |

OPTIONS

|  | MODEL NO. | DESCRIPTION | PRICE |
|---|-----------|--|-----------|
| | R1 | Status Indicator with single-gang mounting plate | Add \$279 |
|  | R2 | Status Indicator with mullion mounting plate | Add \$311 |
|  | 106969 | Spacer kit for AT-5200 and AT-5600 | \$701 |

NOTES



It's your space.
Make sure you know when
someone invades it.



SNEAK DETECTION

Our tailgate detection solution allows only one authorized person at a time. Its sleek design reduces cost and complexity versus mantraps and other devices, or it can even enhance those solutions. Your access control, made more secure—that's the Detex effect.


Call 800-729-3839
detex.com/sneakdetection

DETEX[®]




KEYSWITCHES

| | | | |
|---|-----------|---|-------|
|  <p>CS-450, CS-460, CS-430, CS-440 (No LED, shown with cylinder installed - sold separately)</p>  <p>CS-452, CS-462, CS-432, CS-442 (2 LEDs - red & green, shown with cylinder installed - sold separately)</p> | MODEL NO. | DESCRIPTION | PRICE |
| | CS450 | Keyswitch, single, momentary, no LED | \$229 |
| | CS452 | Keyswitch, single, momentary, 2 LEDs (green - red) | \$229 |
| | CS460 | Keyswitch, single, maintained, no LED | \$229 |
| | CS462 | Keyswitch, single, maintained, 2 LEDs (green - red) | \$229 |
| | CS430 | Keyswitch, 2 switches, momentary, no LED | \$229 |
| | CS432 | Keyswitch, 2 switches, momentary, 2 LEDs (green - red) | \$229 |
| | CS440 | Keyswitch, 2 switches, maintained, no LED | \$229 |
| | CS442 | Keyswitch, 2 switches, maintained, 2 LEDs (green - red) | \$229 |
| NOTE: Single-switch back box not included; requires mortise cylinder (see p.124) | | | |




KEYSWITCH COVERS

| | | | |
|---|-----------|---------------------------------|-------|
|  | MODEL NO. | DESCRIPTION | PRICE |
| | PC1 | Keyswitch Cover & Adapter Plate | \$127 |


PUSH BUTTONS

|  | MODEL NO. | DESCRIPTION | PRICE |
|---|-----------|--|-------|
| | PB-2138-3 | Shroud, beige, terminals, form C, single-gang | \$458 |
|  | PB-2158-3 | Shroud, aluminum, terminals, form C, mullion-mount | \$356 |
|  | PB-2048-3 | Mushroom, aluminum, terminals, form C, single-gang | \$436 |
| NOTE: Single-switch back box not included | | | |


ELECTRIC STRIKES

|  | MODEL NO. | DESCRIPTION | PRICE |
|---|------------|--|---------|
| | DS-24 | 12/24V AC/DC For Rim Exit Device | \$1,377 |
|  | DS-24W | 12/24V DC, Weatherized For Rim Exit Device | \$1,377 |
|  | DS-24W-KIT | Includes Weatherized Electric Strike, Gate Box and Angle Bracket For Rim Exit Device | \$1,492 |


MOTION SENSORS

|  | MODEL NO. | DESCRIPTION | PRICE |
|---|-----------|---|-------|
| | MN01 | Motion Detector, 12/24VDC, form C relay | \$356 |
| | MN02 | Motion Detector, 9-16VDC, form A relay (N.O.) | \$88 |

ELECTROMAGNETIC LOCKS

|  | MODEL NO. | DESCRIPTION | PRICE |
|---|-----------|--|-------|
| | ML-1548 | 1500 lbs, 12/24VDC, Surface | \$802 |
| | ML-1548RT | 1500 lbs, 12/24VDC, Timer (0-30 seconds) | \$851 |
| | ML-1549W | Weatherized | \$819 |
| | ML-1549WF | Weatherized, Face Mount | \$819 |

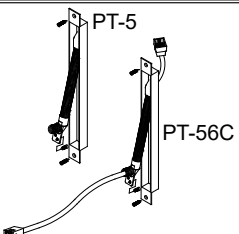
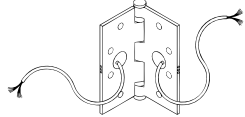
SIREN, STROBE & HORN/STROBE

|  | MODEL NO. | DESCRIPTION | PRICE |
|---|-----------|--|-------|
| | SRN5W | Detex siren, weatherized, no lettering, back box, 2-wire, 12/24VDC | \$268 |
| | SW2B | Strobe, white, blue lens, back box, 2-wire | \$337 |
| | HSW2B | Horn/Strobe, white, blue lens, back box, 2-wire | \$411 |

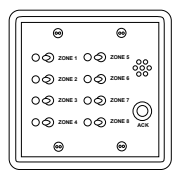
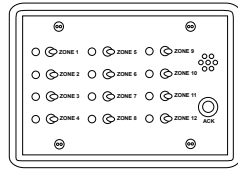
RELAY KITS

| MODEL NO. | DESCRIPTION | PRICE |
|-----------|---|-------|
| RLY12 | 12 VAC Relay Kit For use with 12V alarms that have remote bypass feature. Used with remote bypass to shunt alarm and activate another electrified device. Separate J-Box required | \$88 |
| RLY24 | 24 VAC Relay Kit For use with 24V alarms that have remote bypass feature. Used with remote bypass to shunt alarm and activate another electrified device. Separate J-Box required | \$106 |

POWER TRANSFERS / ELECTRIC HINGE

|  | MODEL NO. | DESCRIPTION | PRICE |
|--|-----------|---|-------|
| | PT-5 | Power Transfer - 628 Finish | \$185 |
| | PT-56C | Power Transfer with 6-Pin Connector and Insulated Cable | \$287 |
|  | EWH8-626 | 4.5" x 4.5", 8 wires Standard Weight Electric Hinge | \$444 |

REMOTE INDICATING PANELS

|  | MODEL NO. | DESCRIPTION | PRICE |
|---|-----------|---|---------|
| | RP-621* | 2-Gang Switch Box Wall Mount 8-Zone Annunciator w/Shunt 12VDC | \$940 |
|  | RP-631* | 3-Gang Switch Box Wall Mount 12-Zone Annunciator w/Shunt 12VDC | \$1,295 |
| *Units do not come with Back Box supplied. Fits standard 2- or 3-gang electrical box. | | | |

Miscellaneous

NOTES

Integrated Door Security Systems



Delayed Egress



Access Control



Automatically Operated Doors



Electrified Dogging



Weatherized Delayed Egress

One Part Number = One Easy Solution

Easy to Specify, Easy to Order, Easy to Price, Easy to Sell, Easy to Install, Best-in-class products, kitted together for custom solutions to common applications.


Detex can create a more custom EasyKit for a specific application. Just contact your local sales representative or email your request to marketing@detex.com

Where Trust is Built™

DETEX®

Integrated Door Security Systems

NOTES



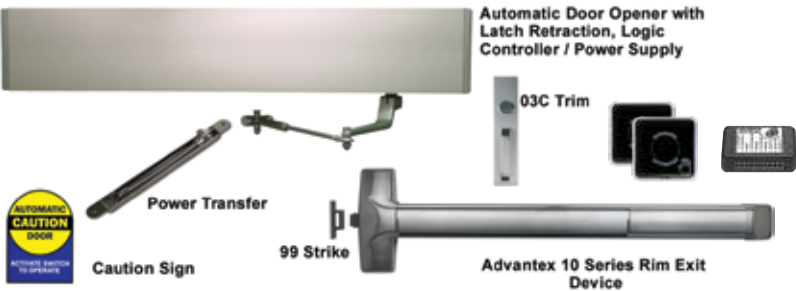
Pre-wired,
pre-configured,
pre-simplified.


AUTOMATICALLY OPERATED DOOR

The Detex AOD EasyKit arrives with latch retraction power supply already integrated. Just install the operator, plug in, and you're in business. Self-contained operation, for the fastest, easiest install – that's the Detex effect.

Call 800-729-3839
detex.com/autodoor

DETEx[®]


| MODEL NO. | DESCRIPTION | PRICE |
|--|---|-----------------|
| <p>AODx10ERx1S-43 For single door</p> | <p>Low Energy Automatic Door, Latch Retraction Exit Device with Power Supply for RHR/LH/AL Push, Single Door</p> <p>Kit Includes:</p> <ul style="list-style-type: none"> (1) AO19-1 Low Energy Automatic Door Operator, Controller / Power Supply (1) Detex 10 Series device with Electric Latch Retraction, brushed stainless finish, for 36" door, when energized both pushpad and latch are retracted, Surface strike (#99), 03C night latch function pull trim with rim cylinder (1) Wiring diagram (1) Power Transfer - call ahead for template for door/frame prep (1) Wireless ADA, Knowing Act push buttons (kit includes 2 buttons) <hr/>  | <p>\$11,647</p> |

| MODEL NO. | DESCRIPTION | PRICE |
|--|---|-----------------|
| <p>AODx21ERx1P-2 For pairs of doors</p> | <p>Low Energy Automatic Door, Surface Vertical Rod Latch Retraction Exit Device with Power Supply for a Pair of Push, AL Doors</p> <p>Kit Includes:</p> <ul style="list-style-type: none"> (1) AO19-2 x CL x 75.5 Low Energy Automatic Door Operator, Controller / Power Supply (2) Detex 21 Series devices with Electric Latch Retraction, brushed stainless finish, for a pair of 36" x 84" doors, when energized both pushpad and latch are retracted, Surface strike (#97) (1) Wiring diagram (2) Power Transfer - call ahead for template for door/frame prep (2) NXG-IR-A Hardwired Switch (1) NXG-2Wire Module <hr/>  | <p>\$22,209</p> |

Contact factory for custom design EasyKits

EasyKits subject to additional restocking fee

NOTES



Danger approaches fast. Be faster.





MAIN ENTRY LOCKDOWN

Our solution keeps outside threats out with a click of a button, mouse, fob or key switch. Instant lockdown at a fraction of the cost of all-motorized latch retraction—that's the Detex effect.

Call 800-729-3839

detex.com/mainlockdown

DETEx[®]

| MODEL NO. | DESCRIPTION | PRICE |
|---|--|-------------------------------|
| <p>EDx10EDx1S-1 For single door</p> | <p align="center">Advantex Electrified Dogging Device with Power Supply and components for a Single Door</p> <p>Kit Includes: (1) Detex 10 Series Rim Exit Device with Electrified Dogging, brushed stainless steel finish, flex conduit loop, endcap and fittings, night latch pull trim (cylinder included) for 36" door width (1) Power Supply</p> <hr/> <div style="display: flex; justify-content: space-around; align-items: center;"> <div style="text-align: center;">  <p>Power Supply</p> </div> <div style="text-align: center;">  <p>99 Strike</p> </div> <div style="text-align: center;">  <p>03C Pull Trim</p> </div> <div style="text-align: center;">  <p>Advantex 10 Series Rim Exit Device</p> </div> </div> <p align="right">NOTE: Flex Conduit included (not shown)</p> | <p align="center">\$4,553</p> |


Contact factory for custom design EasyKits

EasyKits subject to additional restocking fee

THIS PAGE INTENTIONALLY LEFT BLANK

THIS PAGE INTENTIONALLY LEFT BLANK




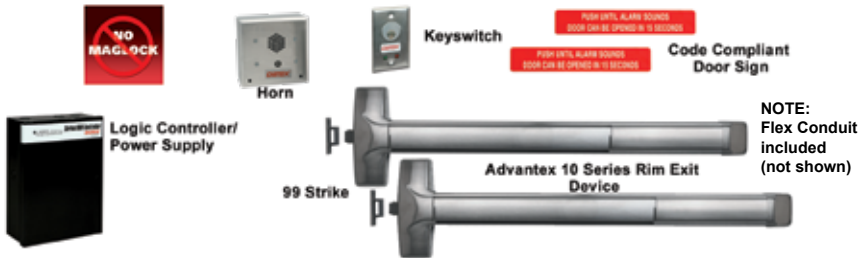
NOTES

| MODEL NO. | DESCRIPTION | PRICE |
|---|--|-------------------------------|
| <p>ACDx10xETDLx1S-1 For single door</p> | <p align="center">Advantex Rim Exit Device with Trilogy® Exit Trim for Single Door</p> <p>Kit Includes: (1) Detex 10 Series rim device with hex dogging, brushed stainless finish, for 36" door, surface strike (1) Trilogy® Digital Keypad Exit Trim</p>  | <p align="center">\$4,721</p> |
| <p>ACDx10xETDLx1S-2 For single door</p> | <p align="center">Advantex Rim Exit Device with Trilogy® Exit Trim for Single Door</p> <p>Kit Includes: (1) Detex 10 Series rim device with hex dogging, brushed stainless finish, for 48" door, surface strike (1) Trilogy® Digital Keypad Exit Trim</p>  | <p align="center">\$4,752</p> |

Contact factory for custom design EasyKits

EasyKits subject to additional restocking fee

NOTES

| MODEL NO. | DESCRIPTION | PRICE |
|---|--|--|
| <p data-bbox="196 541 418 611">DEx10EEXx1S-1 For single door</p>  | <p data-bbox="581 310 1263 369">Advantex Request-to-Exit Signal Rim Exit Device with Controller and components for Single Door</p> <p data-bbox="483 373 634 401">Kit Includes:</p> <ul data-bbox="483 405 1357 625" style="list-style-type: none"> (1) Detex 10 Series device, brushed stainless finish, for 36" door, pushpad activates signal switch - surface strike (#99), includes endcap with flexible conduit loop & fittings (1) Controller / Power Supply with wiring diagram (1) SRN5W - Horn with adjustable tone settings (1) Keyswitch with momentary switching (Mortise cylinder included) (1) ECL-395 Delayed Egress, Code-Compliant Peel & Stick Door Sign <hr/>  <p data-bbox="1240 638 1344 716">NOTE: Flex Conduit included (not shown)</p> | <p data-bbox="1430 562 1516 590">\$5,586</p> |
| <p data-bbox="196 1146 423 1205">DEx10EEXx1P-1 For pairs of doors</p>  | <p data-bbox="581 856 1263 915">Advantex Request-to-Exit Signal Rim Exit Device with Controller and components for a Pair of Doors</p> <p data-bbox="483 919 634 947">Kit Includes:</p> <ul data-bbox="483 951 1325 1171" style="list-style-type: none"> (2) Detex 10 Series devices, brushed stainless finish, for 36" door, pushpad activates signal switch - surface strike (#99), includes endcap with flexible conduit loop & fittings (1) Controller / Power Supply with wiring diagram (1) SRN5W - Horn with adjustable tone settings (1) Keyswitch with momentary switching (Mortise cylinder included) (2) ECL-395 Delayed Egress, Code-Compliant Peel & Stick Door Signs <hr/>  <p data-bbox="1240 1304 1344 1381">NOTE: Flex Conduit included (not shown)</p> | <p data-bbox="1430 1161 1516 1188">\$8,906</p> |

Contact factory for custom design EasyKits

EasyKits subject to additional restocking fee

NOTES







Even out here,
you're in control.

OUTDOOR DELAYED EXIT

Detex offers the only weatherized solution out there, which means you can go beyond alarm-only setups and prevent instant exit in any outside setting. Delayed exit, from the leaders in rugged outdoor security – that's the Detex effect.





Call 800-729-3839
detex.com/outdoordelayed

DETEX[®]

| MODEL NO. | DESCRIPTION | PRICE |
|--|---|-----------------|
| <p>WDEx10EEXx1S-4 For single door</p>  | <p>Advantex Weatherized Request-to-Exit Signal Rim Exit Device with Controller and components for Single Door</p> <p>Kit Includes:</p> <ul style="list-style-type: none"> (1) Detex 10 Series Weatherized device, brushed stainless finish, for 36" door, pushpad activates signal switch - surface strike (#99), includes endcap with flexible conduit loop & fittings (1) Controller / Power Supply with wiring diagram in NEMA 4X enclosure (1) SRN5W - Outdoor Horn with adjustable tone settings (1) Keyswitch with momentary switching (Mortise cylinder included) (1) Protective Clear Plastic Cover for Keyswitch (not shown) (1) Metal Outdoor Delayed Egress, Code-Compliant Door Sign  <p>NOTE: Flex Conduit included (not shown)</p> | <p>\$8,683</p> |
| <p>WDEx10EEXx1P-4 For pairs of doors</p>  | <p>Advantex Weatherized Request-to-Exit Signal Rim Exit Device with Controller and components for a Pair of Doors</p> <p>Kit Includes:</p> <ul style="list-style-type: none"> (2) Detex 10 Series Weatherized devices, brushed stainless finish, for 36" door, pushpad activates signal switch - surface strike (#99), includes endcap with flexible conduit loop & fittings (1) Controller / Power Supply with wiring diagram in NEMA 4X enclosure (1) SRN5W - Outdoor Horn with adjustable tone settings (1) Keyswitch with momentary switching (Mortise cylinder included) (1) Protective Clear Plastic Cover for Keyswitch (not shown) (2) Metal Outdoor Delayed Egress, Code-Compliant Door Signs  <p>NOTE: Flex Conduit included (not shown)</p> | <p>\$11,985</p> |

Contact factory for custom design EasyKits

EasyKits subject to additional restocking fee

| MODEL NO. | DESCRIPTION | PRICE |
|---|--|----------------|
| <p>WDExV40EEXx1S-20 For single door</p>  | <p>Value Series Weatherized Request-to-Exit Signal Rim Exit Device with Controller and components for Single Door</p> <p>Kit Includes:</p> <ul style="list-style-type: none"> (1) Value Series V40 Weatherized device, brushed stainless finish, for 36" door, pushpad activates signal switch - surface strike (#99), includes endcap with flexible conduit loop & fittings (1) Controller / Power Supply with wiring diagram in NEMA 4X enclosure (1) SRN5W - Outdoor Horn with adjustable tone settings (1) Keyswitch with momentary switching (Mortise cylinder included) (1) Protective Clear Plastic Cover for Keyswitch (not shown) (1) Metal Outdoor Delayed Egress, Code-Compliant Door Sign  <p>NOTE: Flex Conduit included (not shown)</p> | <p>\$6,865</p> |
| <p>WDExV40EEXx1P-6 For pairs of doors</p>  | <p>Value Series Weatherized Request-to-Exit Signal Rim Exit Device with Controller and components for a Pair of Doors</p> <p>Kit Includes:</p> <ul style="list-style-type: none"> (2) Value Series V40 Weatherized devices, brushed stainless finish, for 36" door, pushpad activates signal switch - surface strike (#99), includes endcap with flexible conduit loop & fittings (1) Controller / Power Supply with wiring diagram in NEMA 4X enclosure (1) SRN5W - Outdoor Horn with adjustable tone settings (1) Keyswitch with momentary switching (Mortise cylinder included) (1) Protective Clear Plastic Cover for Keyswitch (not shown) (2) Metal Outdoor Delayed Egress, Code-Compliant Door Signs  <p>NOTE: Flex Conduit included (not shown)</p> | <p>\$8,739</p> |

Contact factory for custom design EasyKits

EasyKits subject to additional restocking fee



Aluminum Silver Std.

| DETEX PART NUMBER | DESCRIPTION | PRICE |
|-------------------|--|-------|
| D4550AL | Surface Mounted Door Closer, Extra Heavy Duty Complete Set | \$499 |

HEAVY DUTY ASSEMBLIES

| DETEX PART NUMBER | DOOR CLOSER | ARM | PRICE |
|-------------------|-------------|------------|-------|
| D4550-H-A | DB-4550AL | A45-501HAL | \$534 |
| D4550-P-H-A | DB-4550AL | A45-503HAL | \$534 |
| D4550-T-A | DB-4550AL | A45-507TAL | \$572 |

EXTRA HEAVY DUTY ASSEMBLIES

| DETEX PART NUMBER | DOOR CLOSER | ARM | PRICE |
|-------------------|-------------|--------------|-------|
| D4550-EDA-A | DB-4550AL | A45-505AL | \$534 |
| D4550-EDA-H-A | DB-4550AL | A45-505HAL | \$594 |
| D4550-EDA-S-A | DB-4550AL | A45-505SAL | \$584 |
| D4550-EDA-HS-A | DB-4550AL | A45-505HSAL | \$646 |
| D4550-EDA-CS-A | DB-4550AL | A45-505CSAL | \$777 |
| D4550-EDA-HCS-A | DB-4550AL | A45-505HCSAL | \$826 |

PARTS

| DETEX PART NUMBER | DESCRIPTION | PRICE |
|-------------------|---|-------|
| DB-4550AL | Surface Mounted Door Closer, Extra Heavy Duty Body Set | \$386 |
| A45-501HAL | Heavy Duty Regular Arm Set with Hold Open | \$148 |
| A45-503HAL | Heavy Duty Parallel Arm Set with Hold Open | \$148 |
| A45-507TAL | Heavy Duty Track-Rail Arm Set | \$186 |
| A45-505AL | Extra Heavy Duty Parallel Arm Set | \$148 |
| A45-505HAL | Extra Heavy Duty Parallel Arm Set with Hold Open | \$208 |
| A45-505SAL | Extra Heavy Duty Parallel Arm Set with Stop | \$198 |
| A45-505HSAL | Extra Heavy Duty Parallel Arm Set with Hold Open and Stop | \$260 |
| A45-505CSAL | Extra Heavy Duty Parallel Arm Set with Compression-Stop | \$391 |
| A45-505HCSAL | Extra Heavy Duty Parallel Arm Set with Hold Open and Compression-Stop | \$440 |
| P45-113AL | Parallel Bracket | \$55 |
| P45-4040AL | Retrofit Plate (to mount to LCN 4040 hole pattern) | \$55 |

INDEX

A

Access Control

- Tailgate Detection 134-135
- EasyKit 149

Accessories

- Keyswitch 56, 83, 113, 136
- Motion Detector 113, 138
- Push Button 137
- Electric Strike 137
- Weatherized Electric Strike 137
- Electromagnetic Lock 138
- Siren 138
- Strobe 138
- Horn/Strobe 138
- Magnetic Switch - See Door Switches
- Relay Kit 139
- Power Transfer 51, 53-59, 66, 82-87, 91, 139
- Electric Hinge 51, 53-59, 66, 82-87, 91, 139
- Remote Indicating Panel, 139
- Annunciator 139

Advantex

- Concealed Vertical Rod Exit Device
 - Narrow Stile 22-23
 - Wide Stile 26-29
- Mortise Lock Exit Device 15
- Rim Exit Device
 - Narrow Stile 18
 - Wide Stile 12
- Surface Vertical Rod Exit Device
 - Narrow Stile 19
 - Wide Stile 13
- High Security Exit Device
 - Concealed Vertical Rod 29
 - Surface Vertical Rod 14
- Dummy Exit Device 32
- Trim
 - Electrified Lever 17, 21, 31
 - Pulls & Plates 16, 20, 24, 31
 - Levers 16, 20, 24, 31

Alarms

- Hardwired Alarmed Exit Device (EA) 51
- Battery Powered Alarmed Exit Device (EB) 82
- Weatherized Battery Powered Alarmed Exit Device (EB W) 51, 53, 83
- Battery Powered Exit Alarm (EAX-500) 126
- Weatherized Battery Powered Exit Alarm (EAX-500W) 126
- Hardwired Wall Mount Exit Alarm (EAX-2500) 127
- Timed Bypass Exit Alarm (EAX-3500) 128
- Battery Powered Door Prop Alarm (EAX-300) 129
- Weatherized Battery Powered Door Prop Alarm (EAX-300W) 129
- Hardwired Door Prop Alarm (EAX-411SK) 130
- Hardwired Exit Alarm / Door Prop Alarm (EAX-4200SK) 130
- Remote Alarms 130

Aluminum Door

- Concealed Vertical Rod Exit Device

Narrow Stile 22

Wide Stile 28

Armor Loop 66, 91

Automatic Operator

Single Door 103

Pair of Same Swinging Doors 104

Pair of Double Egress Doors 105

Accessory Kits/Packages 107-110

Button Post 111

Accessories 111-113

Activation Buttons 112

Service & Repair 113

Automatically Operated Door 142-143

B

Battery Eliminator 51, 82, 83, 133

C

Certifications 10-11

Concealed Vertical Rod

Narrow Stile 22-23

Wide Stile 26-28

Cover Lock 99, 116, 119-121, 126-128, 132

Cover Lock Key 116, 119-121, 126-128, 132

Cylinder

Mortise Cylinder (MC65) 16-17, 20-21, 24-25, 30-31, 65, 72-73, 90, 124, 126-129

7-pin SFIC Mortise Cylinder Housing (IC7) 16-17, 65, 72-73, 90, 124, 126-129

7-pin SFIC Rim Cylinder Housing (IC7R) 16-17, 65, 72, 90, 119-121, 124

Rim Cylinder (RC65) 16-17, 20-21, 24-25, 30-31, 65, 72, 90, 119-121, 124

Collar, Long 65, 90, 124

Collar, Short 65, 90, 124

Bracket Kit 65, 90

Anchor Kit 65

Nut 16, 20, 24, 30, 72, 124

Nut Socket 16, 20, 24, 31, 72, 124

Key 116, 132

D

Delayed Exit with Latch Retraction 54-55

Door Closer 155

Door Prop Alarm

Battery Powered (EAX-300) 129

Weatherized Battery Powered (EAX-300W) 129

Hardwired (EAX-411SK) 130

Hardwired (EAX-4200SK) 130

Door Signage

Peel & Stick 66, 92, 126-129, 132

Outdoor 66, 92

Metal 117

Plastic 92, 117

Door Switches 58, 126, 129, 131

Double Door Holder 117

DX Bolts 119-122

INDEX

E

EasyKits

- Access Control 149
- Delayed Egress 151
- Weatherized Delayed Egress 153--154
- Electrified Dogging 145
- Automatically Operated Doors 143

ECL-445K - See Rim Cylinder

Electrified Exit Devices

- Hardwired Exit Alarm (EA) 50-51, 81, 125
- Battery Powered Exit Alarm (EB) 50, 64, 81
- Weatherized Battery Powered Exit Alarm (EB W) 64, 81
- Electric Latch Retraction (ER EX) 53, 84
- Weatherized Electric Latch Retraction (ER EX W) 53, 84
- Electric Dogging (ED) 56, 83
- Delayed Egress (EE) 54-56, 85
- Delayed Egress with Latch Retraction (EE ER) 54
- Electric Switching (ES) 57, 86
- Electric Integration (EI) 57, 85
- Latch Bolt Signaling (LX) 58-59
- Request to Exit Signaling (EX) 58, 86
- Weatherized Request to Exit Signaling (EX W) 58, 86
- High Current
 - Latch Bolt Signaling (LXV) 58-59
 - Request to Exit Signaling (EXV) 58, 86
 - Weatherized Request to Exit Signaling (EXV W) 58, 86

Endcaps

- EC1 12-15, 18-19, 22-23, 26-29, 66
- Ramped - See EC1
- EC2 12-15, 18-19, 22-23, 26-29, 66
- Flush - See EC2

Exit Control Locks

- ECL-230D 115
- ECL-600 115
- ECL-620 115
- Accessories 116-117
- ECL-230X
 - Single Point 119
 - Two Point 120
 - Three Point 121
 - Accessories 122-123
- Vertical Rod Assemblies 118

F

- Fire-Rated 12-15, 18-19, 22-23, 26-29, 68-71
- Flex Conduit 51, 53-54, 56-59, 66, 82-87, 91

G

- Gate Accessories 67, 93, 122
- Glass Bead Kit 65, 91

H

- Hex Dogging Key 65, 91
- Hinge-Side Locking 119-122

Hollow Metal Door

- Concealed Vertical Rod Exit Device
 - Narrow Stile 23
 - Wide Stile 27
- Rim Exit Device 68
- Surface Vertical Rod Exit Device 70
- Hurricane-Rated 12-13, 18-19, 68, 70-71, 119, 121

J

- Junction Box 66, 91

K

- Keystop 12-15, 51, 54, 56-57, 64, 68-71, 82, 85, 97, 126-127, 129

L

- Lockdown 144-145
- Logic Controller 96-99

M

- Mortise Cylinder (MC65) - See Cylinder
- Mullion
 - Electrified 100
 - Keyed Removable 100
 - Removable 101

N

- Narrow Stile Door Kit 91

O

- Outdoor Delayed Exit 150-151
- Outdoor Latch Retraction 52-53, 84

P

- Plug-In Power Supply 133
- Power Supply 53-56, 83-85, 96-99

R

- Remote Alarms
 - Flush Mount
 - Battery Powered (CS940F/CS950F) 130
 - Hardwired (CS2940F/CS2950F) 130
 - Surface Mount
 - Battery Powered (CS940S/CS950S) 130
 - Hardwired (CS2940S/CS2950S) 130
- Rim Cylinder (RC65) - See Cylinder
- Ryobi - See Door Closer

S

- Security Screws 12-15, 18-19, 22-23, 26-29, 65, 68-71, 91, 97, 119-121
- Sex Nuts - See Security Screws
- Shaft Extension Kit 65, 90
- Silent Arming
- Slide-In Filler Kit
 - Hardwired Exit Alarm (EA) 64, 90
 - Battery Powered Exit Alarm (EB) 90
 - Weatherized Battery Powered Exit Alarm (EB W) 64, 90

INDEX

Request to Exit Switching (EX) 90
Weatherized Request to Exit Switching (EX W) 90
Less Dogging (LD) 64, 90
Hex Dogging (HD) 64, 90
Cylinder Dogging (CD) 64, 90

Sneak Detection 134-135

Strikes

Non-Handed Curved Lip Strike (90) 15, 64
ANSI Flat Lip Strike (91) 15, 64
Double Door Short Open Back (92) 15, 64
Double Door Long Open Back (93) 15, 64
Double Door (94) 12, 18, 64, 68, 91
Top Strike (95T) 22-23, 22-26-28, 64
Bottom Strike (95B) 14, 23, 26-29, 64

Surface Non-Roller

96 70-71, 91
96 Top 19, 64
97 Top 13, 64
99 12, 18, 64, 68, 91

Dustproof

96B Bottom 19, 64, 70-71, 91, 120-121
97 Bottom 13-14, 64
Semi-Mortise (98) 12, 18, 64, 68-69, 91
Bottom Strike (103546) 70-71
Hook Kit (SHK1) 64, 91

Surface Vertical Rod

Conversion Kit 65
Narrow Stile 19
Wide Stile 13-14

T

Tailgate Detection 140-141
Through Bolt Mounting Plate 65
Tornado-Rated 14, 29
Transformer 51, 56, 82-83, 133

V

Value Series

Rim Exit Device
Narrow Stile 69
Wide Stile 68
Surface Vertical Rod Exit Device
Narrow Stile 71
Wide Stile 70

Trim

Electrified Lever 73
Pulls & Plates 72
Levers 72

Vertical Rod Assemblies 118

W

Warranty 9
Wood Door
Concealed Vertical Rod Exit Device 26

NOTES

Distributors and suppliers in good standing
with Detex have access to DSI products.
Contact DSI for additional information.

www.dsigo.com
800-272-3555
sales@dsigo.com

DSI, a Detex Company, has been making quality security products you can depend on right here in the U.S.A. for more than 30 years. DSI offers a full range of access management products to fit building aesthetics while meeting today's most demanding security requirements.



ES8900 Slimline Turnstile

NOTES

ALL YOU NEED TO BECOME AN EXPERT.



SIGN UP FOR TRAINING

detex.com/webinars

detex.com/training

Online and In-Person Training from Detex

Grab your real screwdriver or your virtual screwdriver and get into some of the industry's most innovative safety and security hardware at Detex training sessions, both online and in person.

Benefit from learning experiences that'll make you an expert in our advanced products and see for yourself how easy it is to make facilities more secure.



Problem with a product? 4 ways to get the help you deserve

Call Detex tech support
800-729-3839, menu item 2

E-mail Detex tech support
support@detex.com

Text photos to Detex tech support
830-481-6433 or 830-358-2787

Fill out the online form
www.detex.com/support

Helpful Links

To contact Detex technical support

www.detex.com/support

To contact Detex customer service

www.detex.com/cs

To find your nearest international representative

www.detex.com/ireps

To find your nearest domestic representative

www.detex.com/rep

To view the online price list (PDF & Excel available)

www.detex.com/pricing

To view all How To Order pages

www.detex.com/hto

To view common product applications on the Industries

www.detex.com/IC

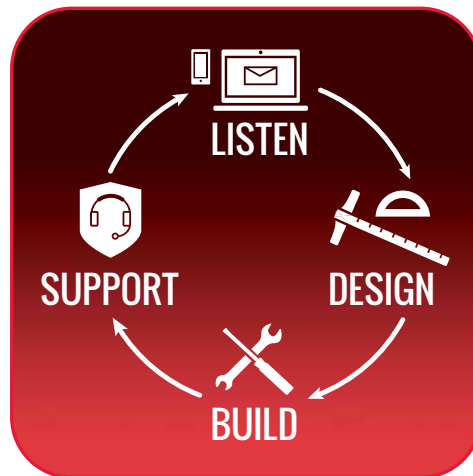
To sign up for our monthly newsletter

www.detex.com/productnews

To see the trade shows we will be attending

www.detex.com/trade-shows

**For the most up-to-date price list
visit www.detex.com/pricing**



Where Trust is Built™

DETEX®

Life Safety, Security and Security Assurance

Detex Corporation

302 Detex Drive

New Braunfels, Texas 78130-3045 USA

PH: (830) 629-2900

(800) 729-3839

FAX: (800) 653-3839

<http://www.detex.com>

USA Sales:

marketing@detex.com

International Sales:

export@detex.com